



MSVT TRACKDAY CHAMPIONSHIP

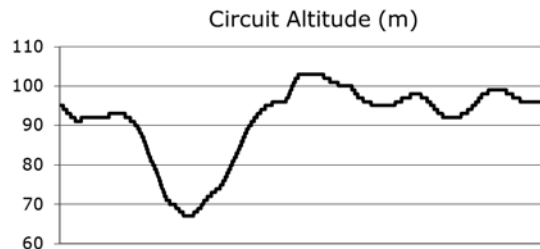
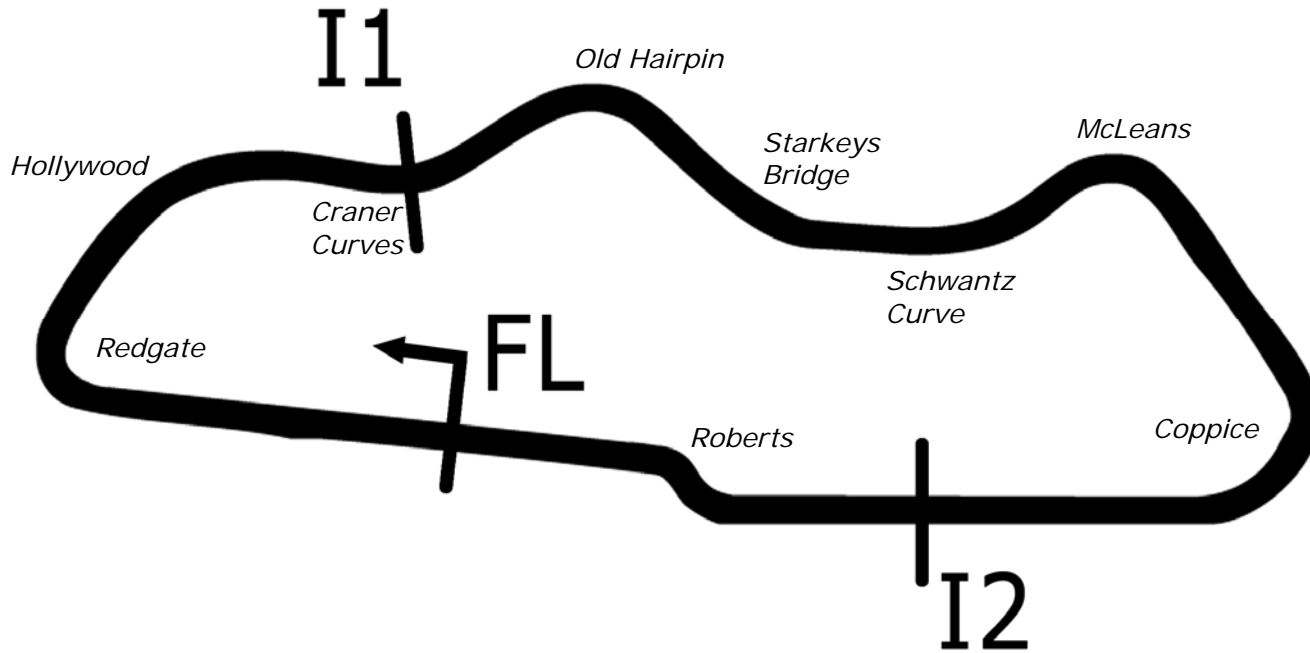
Donington Park GP Circuit

21st September 2019



Results Provided by Timing Solutions Ltd
www.tsl-timing.com

Donington Park National



| | | | |
|---|---------------|------------|-----------|
| Length | 1.9790 miles | 3185.0 m | |
| FL | | 52.82971 N | 1.37867 W |
| I1 | 941m | 52.83226 N | 1.37893 W |
| I2 | 2641m | 52.82866 N | 1.37129 W |
| Pit Entry | 3100m | 52.82951 N | 1.37832 W |
| Pit Exit | 229m after FL | 52.82996 N | 1.38205 W |
| Pit Entry–Pit Exit 256m, 15.3s @60kph, 11.5s @80kph | | | |

All results available at www.tsl-timing.com

MSVT Trackday Championship

QUALIFYING - RACE 4 - CLASSIFICATION

| POS | NO | CL | PIC | TEAM / DRIVERS | CAR | TIME | ON | LAPS | GAP | DIFF | MPH |
|-----|-----|-----|-----|---|---------------------|----------|----|------|-------|-------|-------|
| 1 | 1 | B | 1 | Luke Reade Racing Luke READE | BMW 130i | 1:20.383 | 6 | 14 | | | 88.63 |
| 2 | 93 | * B | 2 | Bigskidz Racing Team Kester COOK | Ford Fiesta | 1:21.387 | 8 | 16 | 1.004 | 1.004 | 87.54 |
| 3 | 6 | G | 1 | FOZ Motorsport Bradley BURNS | Renault X98 Gen 4 | 1:21.556 | 11 | 18 | 1.173 | 0.169 | 87.35 |
| 4 | 113 | B | 3 | Team Darkside Scott PARKIN | Seat Ibiza TDI | 1:21.578 | 5 | 15 | 1.195 | 0.022 | 87.33 |
| 5 | 121 | B | 4 | R-Tech Welding Racing Ben DAVIS | Clio X98 Gen 4 | 1:21.678 | 15 | 19 | 1.295 | 0.100 | 87.22 |
| 6 | 44 | * B | 5 | Apple Car Centre Jordan HONEYBONE / Ray HONEYBONE | Renault Clio | 1:21.702 | 18 | 19 | 1.319 | 0.024 | 87.20 |
| 7 | 45 | B | 6 | FTP Motorsport Chris PAYNE | Caterham Super 7 | 1:22.195 | 18 | 19 | 1.812 | 0.493 | 86.67 |
| 8 | 60 | C | 1 | Team Bacon Butty Racing Andrew BALL / Thomas Stephen MOORE | Porsche 968 | 1:22.322 | 6 | 17 | 1.939 | 0.127 | 86.54 |
| 9 | 12 | C | 2 | Pro-Am Racing Ben JOHANSSON / Scott THOMPSON | Renault Clio | 1:22.357 | 6 | 19 | 1.974 | 0.035 | 86.50 |
| 10 | 53 | B | 7 | Team Norfolk Kevin STIRLING | Renault Clio | 1:22.387 | 2 | 18 | 2.004 | 0.030 | 86.47 |
| 11 | 116 | C | 3 | G&M Motorsport Sam GAY | Honda Civic | 1:22.389 | 12 | 13 | 2.006 | 0.002 | 86.47 |
| 12 | 134 | G | 2 | DR Racing Dan ROGERS | Mazda MX5 | 1:22.395 | 12 | 20 | 2.012 | 0.006 | 86.46 |
| 13 | 47 | B | 8 | JRG Racing James GOODALL | VW Golf | 1:22.541 | 17 | 17 | 2.158 | 0.146 | 86.31 |
| 14 | 144 | C | 4 | Foz Motorsport Pete BENNETT | Renault Clio | 1:22.583 | 14 | 18 | 2.200 | 0.042 | 86.27 |
| 15 | 146 | C | 5 | Foz Motorsport Simon HARRISON | Renault Clio | 1:22.894 | 18 | 18 | 2.511 | 0.311 | 85.94 |
| 16 | 88 | B | 9 | Simply Car Sales - Daniels Motorsport John COOPER / Alistair KELLETT | Ford Fiesta | 1:22.969 | 6 | 18 | 2.586 | 0.075 | 85.87 |
| 17 | 34 | B | 10 | SW Motorsports Tim EVANS / George ALP-WILLIAMS | Honda Civic | 1:22.981 | 2 | 20 | 2.598 | 0.012 | 85.85 |
| 18 | 69 | C | 6 | White Knight Racing Aaron HARDING / David SLATER | Honda Civic Type R | 1:23.447 | 4 | 20 | 3.064 | 0.466 | 85.37 |
| 19 | 66 | B | 11 | Finsport Premier Racing Richard CLARKE | Renault Clio | 1:23.496 | 16 | 17 | 3.113 | 0.049 | 85.32 |
| 20 | 37 | C | 7 | Team Banana Racing Will JACKSON-MOORE | Renault Clio | 1:23.550 | 5 | 21 | 3.167 | 0.054 | 85.27 |
| 21 | 57 | C | 8 | LWD Racing Gary LITTLEWOOD | Ford Fiesta | 1:24.864 | 15 | 16 | 4.481 | 1.314 | 83.95 |
| 22 | 25 | D | 1 | Greenstar Racing - Supatune Rob BURNHAM / Tom STARKEY | Ford Fieta | 1:24.883 | 15 | 20 | 4.500 | 0.019 | 83.93 |
| 23 | 26 | D | 2 | Ronan Quinn Racing Ronan QUINN | Ford Fiesta | 1:25.096 | 18 | 19 | 4.713 | 0.213 | 83.72 |
| 24 | 56 | D | 3 | Phil Burden Racing Phil BURDEN | Ford Fiesta ST | 1:26.201 | 16 | 18 | 5.818 | 1.105 | 82.65 |
| 25 | 193 | D | 4 | 93R Motorsport Jack YOUHILL | Ford Fiesta | 1:26.605 | 17 | 18 | 6.222 | 0.404 | 82.26 |
| 26 | 75 | D | 5 | Old Boy Racing Mike DEVINE | Ford Fiesta Zetec S | 1:26.967 | 8 | 19 | 6.584 | 0.362 | 81.92 |
| 27 | 68 | D | 6 | Matt Wright Racing Matt WRIGHT | Ford Fiesta ST | 1:27.094 | 7 | 18 | 6.711 | 0.127 | 81.80 |
| 28 | 27 | D | 7 | Beaufort Racing Shaun ANDREWS / Clive GOLDTHORPE | Ford Fiesta | 1:27.481 | 14 | 19 | 7.098 | 0.387 | 81.44 |
| 29 | 99 | G | 3 | Moores Motors Paul BURN | Ford Fiesta | 1:28.598 | 17 | 19 | 8.215 | 1.117 | 80.41 |

No. 93 - 1 Lap time disallowed; exceeding track limits.

No. 44 - 2 Lap times disallowed; exceeding track limits.

Weather / Track : Sunny / Dry

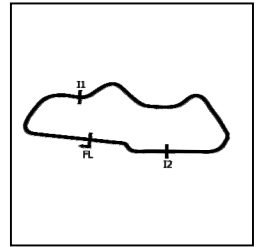
These results are provisional until the conclusion of any judicial and technical matters.

Donington Park National
Circuit Length = 1.9790 miles
Start: 09:54 Flag 10:24 End: 10:26

| | |
|-------------------|--------------|
| Clerk Of Course : | Timekeeper : |
|-------------------|--------------|

MSVT Trackday Championship

QUALIFYING - RACE 4 - SECTOR ANALYSIS



SECTOR 1 = FL to I1, SECTOR 2 = I1 to I2, SECTOR 3 = I2 to FL, DIFF = Difference To Personal Best Lap, P = Crossed Finish Line in Pit Lane, D = Time Disallowed

| P1 | | 1 B | | Luke Reade Racing | | BMW 130i | |
|---------------------------|---------------|--------------------------|---------------|---------------------|--------------|----------|---------------------|
| IDEAL LAP TIME : 1:20.286 | | BEST LAP TIME : 1:20.383 | | DIFFERENCE : 0.097 | | | |
| D1: Luke READE | | | | | | | |
| LAP | SECTOR 1 | SECTOR 2 | SECTOR 3 | LAP TIME | MPH | DIFF | TIME OF DAY |
| 1 - D1 | 26.675 | 45.280 | 15.349 | 1:27.304 | 81.60 | 6.921 | 09:56:30.029 |
| 2 - D1 | 23.932 | 44.115 | 14.559 | 1:22.606 | 86.24 | 2.223 | 09:57:52.635 |
| 3 - D1 | 23.588 | 44.025 | 14.718 | 1:22.331 | 86.53 | 1.948 | 09:59:14.966 |
| 4 - D1 | 23.356 | 43.625 | 14.452 | 1:21.433 | 87.49 | 1.050 | 10:00:36.399 |
| 5 - D1 | 23.348 | 43.409 | 14.234 | 1:20.991 (2) | 87.96 | 0.608 | 10:01:57.390 |
| 6 - D1 | 23.315 | 42.737 | 14.331 | 1:20.383 (1) | 88.63 | | 10:03:17.773 |
| 7 - D1 | 25.673 | 45.740 | IN PIT | 1:32.471 P | 77.04 | 12.088 | 10:04:50.244 |
| 8 - D1 | OUTLAP | 44.180 | 14.693 | 3:29.968 | 33.93 | 2:09.585 | 10:08:20.212 |
| 9 - D1 | 23.501 | 44.674 | 14.558 | 1:22.733 | 86.11 | 2.350 | 10:09:42.945 |
| 10 - D1 | 23.526 | 43.191 | 14.306 | 1:21.023 (3) | 87.93 | 0.640 | 10:11:03.968 |
| 11 - D1 | 23.595 | 43.445 | 14.485 | 1:21.525 | 87.39 | 1.142 | 10:12:25.493 |
| 12 - D1 | 23.844 | 44.287 | 14.488 | 1:22.619 | 86.23 | 2.236 | 10:13:48.112 |
| 13 - D1 | 23.533 | 44.244 | IN PIT | 1:26.826 P | 82.05 | 6.443 | 10:15:14.938 |
| 14 - D1 | OUTLAP | 48.818 | 17.419 | 10:02.145 | 11.83 | 8:41.762 | 10:25:17.083 |

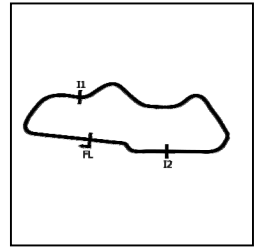
| P2 | | 93 B | | Bigskidz Racing Team | | Ford Fiesta | |
|---------------------------|---------------|--------------------------|---------------|-----------------------|--------------|-------------|---------------------|
| IDEAL LAP TIME : 1:21.195 | | BEST LAP TIME : 1:21.387 | | DIFFERENCE : 0.192 | | | |
| D1: Kester COOK | | | | | | | |
| LAP | SECTOR 1 | SECTOR 2 | SECTOR 3 | LAP TIME | MPH | DIFF | TIME OF DAY |
| 1 - D1 | 28.461 | 50.821 | 15.867 | 1:35.149 | 74.87 | 13.762 | 09:56:45.589 |
| 2 - D1 | 26.400 | 47.976 | 15.713 | 1:30.089 | 79.08 | 8.702 | 09:58:15.678 |
| 3 - D1 | 24.061 | 43.733 | 15.331 | 1:23.125 | 85.70 | 1.738 | 09:59:38.803 |
| 4 - D1 | 24.017 | 43.473 | IN PIT | 1:26.277 P | 82.57 | 4.890 | 10:01:05.080 |
| 5 - D1 | OUTLAP | 44.056 | 14.751 | 7:02.199 | 16.87 | 5:40.812 | 10:08:07.279 |
| 6 - D1 | 24.369 | 43.610 | 14.513 | 1:22.492 | 86.36 | 1.105 | 10:09:29.771 |
| 7 - D1 | 23.756 | 43.680 | 14.449 | 1:24.885 D | 87.00 | 0.498 | 10:10:51.656 |
| 8 - D1 | 23.832 | 43.219 | 14.336 | 1:21.387 (1) | 87.54 | | 10:12:13.043 |
| 9 - D1 | 24.292 | 43.660 | 14.232 | 1:22.184 (3) | 86.69 | 0.797 | 10:13:35.227 |
| 10 - D1 | 24.836 | 46.593 | IN PIT | 1:31.230 P | 78.09 | 9.843 | 10:15:06.457 |
| 11 - D1 | OUTLAP | 43.701 | IN PIT | 1:56.152 P | 61.33 | 34.765 | 10:17:02.609 |
| 12 - D1 | OUTLAP | 53.820 | 15.244 | 1:58.048 | 60.35 | 36.661 | 10:19:00.657 |
| 13 - D1 | 23.744 | 43.263 | 14.448 | 1:21.455 (2) | 87.46 | 0.068 | 10:20:22.112 |
| 14 - D1 | 23.813 | 43.857 | IN PIT | 1:27.191 P | 81.71 | 5.804 | 10:21:49.303 |
| 15 - D1 | OUTLAP | 44.905 | 15.115 | 1:50.356 | 64.56 | 28.969 | 10:23:39.659 |
| 16 - D1 | 26.476 | 46.568 | IN PIT | 1:35.145 P | 74.88 | 13.758 | 10:25:14.804 |

Weather / Track : Sunny / Dry

Donington Park National
Circuit Length = 1.9790 miles
Start: 09:54 Flag 10:24 End: 10:26

MSVT Trackday Championship

QUALIFYING - RACE 4 - SECTOR ANALYSIS



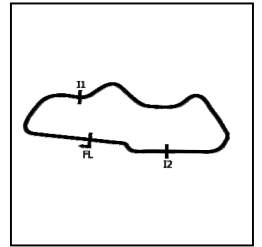
SECTOR 1 = FL to I1, SECTOR 2 = I1 to I2, SECTOR 3 = I2 to FL, DIFF = Difference To Personal Best Lap, P = Crossed Finish Line in Pit Lane, D = Time Disallowed

| P3 6 G | | FOZ Motorsport | | Renault X98 Gen 4 | | | |
|---------------------------|---------------|--------------------------|---------------|---------------------|--------------|----------|---------------------|
| IDEAL LAP TIME : 1:21.324 | | BEST LAP TIME : 1:21.556 | | DIFFERENCE : 0.232 | | | |
| D1: Bradley BURNS | | | | | | | |
| LAP | SECTOR 1 | SECTOR 2 | SECTOR 3 | LAP TIME | MPH | DIFF | TIME OF DAY |
| 1 - D1 | 26.347 | 46.212 | 14.813 | 1:27.372 | 81.54 | 5.816 | 09:56:23.986 |
| 2 - D1 | 23.595 | 43.718 | 14.500 | 1:21.813 | 87.08 | 0.257 | 09:57:45.799 |
| 3 - D1 | 23.707 | 43.593 | 14.582 | 1:21.882 | 87.01 | 0.326 | 09:59:07.681 |
| 4 - D1 | 23.708 | 43.654 | 14.346 | 1:21.708 (3) | 87.19 | 0.152 | 10:00:29.389 |
| 5 - D1 | 23.771 | 43.681 | 14.463 | 1:21.915 | 86.97 | 0.359 | 10:01:51.304 |
| 6 - D1 | 23.836 | 43.596 | 14.221 | 1:21.653 (2) | 87.25 | 0.097 | 10:03:12.957 |
| 7 - D1 | 23.762 | 43.812 | 14.318 | 1:21.892 | 87.00 | 0.336 | 10:04:34.849 |
| 8 - D1 | 23.888 | 43.787 | IN PIT | 1:27.021 P | 81.87 | 5.465 | 10:06:01.870 |
| 9 - D1 | OUTLAP | 47.444 | 14.654 | 4:15.792 | 27.85 | 2:54.236 | 10:10:17.662 |
| 10 - D1 | 23.803 | 43.712 | 14.809 | 1:22.324 | 86.54 | 0.768 | 10:11:39.986 |
| 11 - D1 | 23.827 | 43.547 | 14.182 | 1:21.556 (1) | 87.35 | | 10:13:01.542 |
| 12 - D1 | 23.979 | 44.455 | IN PIT | 1:27.853 P | 81.09 | 6.297 | 10:14:29.395 |
| 13 - D1 | OUTLAP | 43.872 | 14.553 | 2:50.516 | 41.78 | 1:28.960 | 10:17:19.911 |
| 14 - D1 | 23.908 | 44.254 | IN PIT | 1:26.238 P | 82.61 | 4.682 | 10:18:46.149 |
| 15 - D1 | OUTLAP | 50.256 | 16.099 | 2:36.697 | 45.46 | 1:15.141 | 10:21:22.846 |
| 16 - D1 | 23.909 | 43.760 | 14.951 | 1:22.620 | 86.23 | 1.064 | 10:22:45.466 |
| 17 - D1 | 23.766 | 43.928 | 14.377 | 1:22.071 | 86.81 | 0.515 | 10:24:07.537 |
| 18 - D1 | 23.903 | 45.103 | 14.603 | 1:23.609 | 85.21 | 2.053 | 10:25:31.146 |

| P4 113 B | | Team Darkside | | Seat Ibiza TDI | | | |
|---------------------------|---------------|--------------------------|---------------|---------------------|--------------|----------|---------------------|
| IDEAL LAP TIME : 1:21.104 | | BEST LAP TIME : 1:21.578 | | DIFFERENCE : 0.474 | | | |
| D1: Scott PARKIN | | | | | | | |
| LAP | SECTOR 1 | SECTOR 2 | SECTOR 3 | LAP TIME | MPH | DIFF | TIME OF DAY |
| 1 - D1 | 27.274 | 47.841 | 16.210 | 1:31.325 | 78.01 | 9.747 | 09:56:25.925 |
| 2 - D1 | 23.880 | 43.899 | 14.746 | 1:22.525 | 86.33 | 0.947 | 09:57:48.450 |
| 3 - D1 | 23.478 | 46.219 | 14.831 | 1:24.528 | 84.28 | 2.950 | 09:59:12.978 |
| 4 - D1 | 23.926 | 45.332 | 14.728 | 1:23.986 | 84.83 | 2.408 | 10:00:36.964 |
| 5 - D1 | 23.753 | 43.384 | 14.441 | 1:21.578 (1) | 87.33 | | 10:01:58.542 |
| 6 - D1 | 24.705 | 44.537 | IN PIT | 1:27.491 P | 81.43 | 5.913 | 10:03:26.033 |
| 7 - D1 | | 44.903 | 14.613 | 5:08.826 | 23.07 | 3:47.248 | 10:08:34.859 |
| 8 - D1 | 24.210 | 44.170 | 15.698 | 1:24.078 | 84.73 | 2.500 | 10:09:58.937 |
| 9 - D1 | 24.003 | 43.455 | 14.690 | 1:22.148 (3) | 86.72 | 0.570 | 10:11:21.085 |
| 10 - D1 | 24.052 | 43.720 | 15.434 | 1:23.206 | 85.62 | 1.628 | 10:12:44.291 |
| 11 - D1 | 24.430 | 44.497 | 16.072 | 1:24.999 | 83.82 | 3.421 | 10:14:09.290 |
| 12 - D1 | 23.981 | 43.185 | 14.526 | 1:21.692 (2) | 87.21 | 0.114 | 10:15:30.982 |
| 13 - D1 | 24.012 | 44.507 | 14.995 | 1:23.514 | 85.31 | 1.936 | 10:16:54.496 |
| 14 - D1 | 23.731 | 48.680 | 15.045 | 1:27.456 | 81.46 | 5.878 | 10:18:21.952 |
| 15 - D1 | 23.918 | 45.877 | IN PIT | 1:26.510 P | 82.35 | 4.932 | 10:19:48.462 |

MSVT Trackday Championship

QUALIFYING - RACE 4 - SECTOR ANALYSIS



SECTOR 1 = FL to I1, SECTOR 2 = I1 to I2, SECTOR 3 = I2 to FL, DIFF = Difference To Personal Best Lap, P = Crossed Finish Line in Pit Lane, D = Time Disallowed

| P5 121 B | | R-Tech Welding Racing | | Clio X98 Gen 4 | | | |
|---------------------------|---------------|------------------------------|---------------|-----------------------|--------------|----------|---------------------|
| IDEAL LAP TIME : 1:21.509 | | BEST LAP TIME : 1:21.678 | | DIFFERENCE : 0.169 | | | |
| D1: Ben DAVIS | | | | | | | |
| LAP | SECTOR 1 | SECTOR 2 | SECTOR 3 | LAP TIME | MPH | DIFF | TIME OF DAY |
| 1 - D1 | 27.110 | 46.428 | 15.620 | 1:29.158 | 79.91 | 7.480 | 09:56:28.272 |
| 2 - D1 | 24.378 | 50.432 | 15.114 | 1:29.924 | 79.22 | 8.246 | 09:57:58.196 |
| 3 - D1 | 23.954 | 43.907 | 14.511 | 1:22.372 | 86.49 | 0.694 | 09:59:20.568 |
| 4 - D1 | 24.443 | 47.330 | 15.212 | 1:26.985 | 81.90 | 5.307 | 10:00:47.553 |
| 5 - D1 | 23.858 | 43.496 | 14.518 | 1:21.872 (3) | 87.02 | 0.194 | 10:02:09.425 |
| 6 - D1 | 23.811 | 43.919 | 14.993 | 1:22.723 | 86.12 | 1.045 | 10:03:32.148 |
| 7 - D1 | 23.901 | 46.775 | 16.707 | 1:27.383 | 81.53 | 5.705 | 10:04:59.531 |
| 8 - D1 | 23.817 | 43.812 | 14.507 | 1:22.136 | 86.74 | 0.458 | 10:06:21.667 |
| 9 - D1 | 23.812 | 43.594 | 14.487 | 1:21.893 | 86.99 | 0.215 | 10:07:43.560 |
| 10 - D1 | 23.786 | 46.377 | IN PIT | 1:29.574 P | 79.53 | 7.896 | 10:09:13.134 |
| 11 - D1 | OUTLAP | 48.012 | 17.278 | 4:19.345 | 27.47 | 2:57.667 | 10:13:32.479 |
| 12 - D1 | 24.459 | 45.446 | 14.726 | 1:24.631 | 84.18 | 2.953 | 10:14:57.110 |
| 13 - D1 | 23.751 | 45.559 | 15.880 | 1:25.190 | 83.63 | 3.512 | 10:16:22.300 |
| 14 - D1 | 23.877 | 43.720 | 14.403 | 1:22.000 | 86.88 | 0.322 | 10:17:44.300 |
| 15 - D1 | 23.790 | 43.584 | 14.304 | 1:21.678 (1) | 87.22 | | 10:19:05.978 |
| 16 - D1 | 25.164 | 45.424 | 14.512 | 1:25.100 | 83.72 | 3.422 | 10:20:31.078 |
| 17 - D1 | 23.744 | 43.719 | 14.269 | 1:21.732 (2) | 87.17 | 0.054 | 10:21:52.810 |
| 18 - D1 | 23.834 | 47.804 | 15.103 | 1:26.741 | 82.13 | 5.063 | 10:23:19.551 |
| 19 - D1 | 25.729 | 47.133 | IN PIT | 1:34.321 P | 75.53 | 12.643 | 10:24:53.872 |

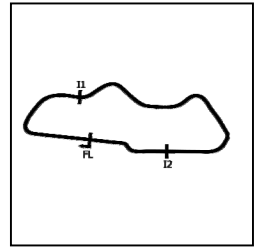
| P6 44 B | | Apple Car Centre | | Renault Clio | | | |
|--|---------------|--------------------------|---------------|-----------------------|--------------|----------|---------------------|
| IDEAL LAP TIME : 1:21.268 | | BEST LAP TIME : 1:21.702 | | DIFFERENCE : 0.434 | | | |
| D1: Jordan HONEYBONE D2: Ray HONEYBONE | | | | | | | |
| LAP | SECTOR 1 | SECTOR 2 | SECTOR 3 | LAP TIME | MPH | DIFF | TIME OF DAY |
| 1 - D1 | 27.863 | 47.102 | 16.385 | 1:31.350 | 77.99 | 9.648 | 09:56:37.128 |
| 2 - D1 | 25.330 | 46.255 | 15.314 | 1:26.899 | 81.98 | 5.197 | 09:58:04.027 |
| 3 - D1 | 24.210 | 45.031 | 15.024 | 1:24.265 | 84.55 | 2.563 | 09:59:28.292 |
| 4 - D1 | 23.934 | 44.173 | 15.071 | 1:23.178 | 85.65 | 1.476 | 10:00:51.470 |
| 5 - D1 | 24.032 | 44.599 | 14.780 | 1:23.411 | 85.41 | 1.709 | 10:02:14.881 |
| 6 - D1 | 23.984 | 44.767 | 14.741 | 1:23.492 | 85.33 | 1.790 | 10:03:38.373 |
| 7 - D1 | 24.125 | 44.524 | 15.043 | 1:23.692 | 85.12 | 1.990 | 10:05:02.065 |
| 8 - D1 | 24.067 | 44.189 | 14.594 | 1:22.850 | 85.99 | 1.148 | 10:06:24.915 |
| 9 - D1 | 24.189 | 44.486 | IN PIT | 1:27.886 P | 81.06 | 6.184 | 10:07:52.801 |
| 10 - D1 | OUTLAP | 44.042 | 14.450 | 3:29.089 | 34.07 | 2:07.387 | 10:11:21.890 |
| 11 - D1 | 23.681 | 43.761 | 14.985 | 1:22.427 (3) | 86.43 | 0.725 | 10:12:44.317 |
| 12 - D1 | 23.909 | 43.786 | 14.461 | 1:22.156 (2) | 86.72 | 0.454 | 10:14:06.473 |
| 13 - D1 | 24.050 | 43.838 | 14.233 | 1:22.121 D | 86.75 | 0.419 | 10:15:28.594 |
| 14 - D1 | 23.955 | 43.435 | 14.221 | 1:21.611 D | 87.30 | | 10:16:50.205 |
| 15 - D1 | 24.381 | 45.854 | 14.691 | 1:24.926 | 83.89 | 3.224 | 10:18:15.131 |
| 16 - D1 | 24.025 | 44.042 | IN PIT | 1:27.122 P | 81.77 | 5.420 | 10:19:42.253 |
| 17 - D1 | OUTLAP | 43.595 | 14.522 | 2:11.059 | 54.36 | 49.357 | 10:21:53.312 |
| 18 - D1 | 23.612 | 43.776 | 14.314 | 1:21.702 (1) | 87.20 | | 10:23:15.014 |
| 19 - D1 | 26.132 | 45.119 | 14.477 | 1:25.728 | 83.10 | 4.026 | 10:24:40.742 |

Weather / Track : Sunny / Dry

Donington Park National
Circuit Length = 1.9790 miles
Start: 09:54 Flag 10:24 End: 10:26

MSVT Trackday Championship

QUALIFYING - RACE 4 - SECTOR ANALYSIS



SECTOR 1 = FL to I1, SECTOR 2 = I1 to I2, SECTOR 3 = I2 to FL, DIFF = Difference To Personal Best Lap, P = Crossed Finish Line in Pit Lane, D = Time Disallowed

| P7 45 B FTP Motorsport | | | Caterham Super 7 | | | | |
|---------------------------|---------------|--------------------------|------------------|--------------------|------------------|----------|---------------------|
| IDEAL LAP TIME : 1:21.849 | | BEST LAP TIME : 1:22.195 | | DIFFERENCE : 0.346 | | | |
| D1: Chris PAYNE | | | | | | | |
| LAP | SECTOR 1 | SECTOR 2 | SECTOR 3 | LAP TIME | MPH | DIFF | TIME OF DAY |
| 1 - D1 | 29.657 | 49.464 | 15.496 | 1:34.617 | 75.29 | 12.422 | 09:56:50.234 |
| 2 - D1 | 24.718 | 47.190 | 15.191 | 1:27.099 | 81.79 | 4.904 | 09:58:17.333 |
| 3 - D1 | 25.103 | 44.795 | 14.812 | 1:24.710 | 84.10 | 2.515 | 09:59:42.043 |
| 4 - D1 | 24.446 | 45.245 | 15.306 | 1:24.997 | 83.82 | 2.802 | 10:01:07.040 |
| 5 - D1 | 24.488 | 44.772 | 14.825 | 1:24.085 | 84.73 | 1.890 | 10:02:31.125 |
| 6 - D1 | 24.269 | 45.879 | 15.019 | 1:25.167 | 83.65 | 2.972 | 10:03:56.292 |
| 7 - D1 | 26.914 | 53.050 | IN PIT | 1:43.950 | P 68.53 | 21.755 | 10:05:40.242 |
| 8 - D1 | OUTLAP | 56.914 | 15.927 | 3:38.707 | 32.57 | 2:16.512 | 10:09:18.949 |
| 9 - D1 | 24.639 | 44.860 | 14.757 | 1:24.256 | 84.55 | 2.061 | 10:10:43.205 |
| 10 - D1 | 24.107 | 44.479 | 14.700 | 1:23.286 | 85.54 | 1.091 | 10:12:06.491 |
| 11 - D1 | 24.582 | 44.320 | 14.489 | 1:23.391 | 85.43 | 1.196 | 10:13:29.882 |
| 12 - D1 | 24.404 | 44.625 | 14.629 | 1:23.658 | 85.16 | 1.463 | 10:14:53.540 |
| 13 - D1 | 24.098 | 44.091 | 14.467 | 1:22.656 | 86.19 | 0.461 | 10:16:16.196 |
| 14 - D1 | 24.256 | 43.965 | 14.529 | 1:22.750 | 86.09 | 0.555 | 10:17:38.946 |
| 15 - D1 | 24.073 | 44.153 | 14.590 | 1:22.816 | 86.02 | 0.621 | 10:19:01.762 |
| 16 - D1 | 24.091 | 43.720 | 14.828 | 1:22.639 | (3) 86.21 | 0.444 | 10:20:24.401 |
| 17 - D1 | 24.227 | 43.617 | 14.516 | 1:22.360 | (2) 86.50 | 0.165 | 10:21:46.761 |
| 18 - D1 | 24.018 | 43.364 | 14.813 | 1:22.195 | (1) 86.67 | | 10:23:08.956 |
| 19 - D1 | 28.867 | 46.505 | 15.288 | 1:30.660 | 78.58 | 8.465 | 10:24:39.616 |

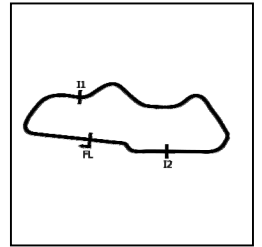
| P8 60 C Team Bacon Butty Racing | | | Porsche 968 | | | | |
|--|---------------|--------------------------|---------------|--------------------|------------------|----------|---------------------|
| IDEAL LAP TIME : 1:21.982 | | BEST LAP TIME : 1:22.322 | | DIFFERENCE : 0.340 | | | |
| D1: Andrew BALL D2: Thomas Stephen MOORE | | | | | | | |
| LAP | SECTOR 1 | SECTOR 2 | SECTOR 3 | LAP TIME | MPH | DIFF | TIME OF DAY |
| 1 - D1 | 32.844 | 53.571 | 16.120 | 1:42.535 | 69.48 | 20.213 | 09:56:58.420 |
| 2 - D1 | 26.584 | 46.433 | 14.699 | 1:27.716 | 81.22 | 5.394 | 09:58:26.136 |
| 3 - D1 | 24.981 | 44.864 | 14.810 | 1:24.655 | 84.16 | 2.333 | 09:59:50.791 |
| 4 - D1 | 24.916 | 44.981 | 14.746 | 1:24.643 | 84.17 | 2.321 | 10:01:15.434 |
| 5 - D1 | 24.321 | 43.927 | 14.699 | 1:22.947 | (2) 85.89 | 0.625 | 10:02:38.381 |
| 6 - D1 | 23.749 | 44.074 | 14.499 | 1:22.322 | (1) 86.54 | | 10:04:00.703 |
| 7 - D1 | 23.747 | 46.395 | IN PIT | 1:30.164 | P 79.01 | 7.842 | 10:05:30.867 |
| 8 - D1 | OUTLAP | 48.404 | 15.433 | 4:14.871 | 27.95 | 2:52.549 | 10:09:45.738 |
| 9 - D1 | 24.533 | 44.517 | 14.308 | 1:23.358 | (3) 85.47 | 1.036 | 10:11:09.096 |
| 10 - D1 | 25.146 | 44.872 | 14.329 | 1:24.347 | 84.46 | 2.025 | 10:12:33.443 |
| 11 - D1 | 23.987 | 2:09.404 | 16.595 | 2:49.986 | 41.91 | 1:27.664 | 10:15:23.429 |
| 12 - D1 | 24.962 | 45.626 | 15.084 | 1:25.672 | 83.16 | 3.350 | 10:16:49.101 |
| 13 - D1 | 24.844 | 49.095 | IN PIT | 1:34.172 | P 75.65 | 11.850 | 10:18:23.273 |
| 14 - D1 | OUTLAP | 47.488 | 15.375 | 2:49.874 | 41.94 | 1:27.552 | 10:21:13.147 |
| 15 - D1 | 25.191 | 46.739 | 17.269 | 1:29.199 | 79.87 | 6.877 | 10:22:42.346 |
| 16 - D1 | 24.791 | 45.159 | 14.719 | 1:24.669 | 84.14 | 2.347 | 10:24:07.015 |
| 17 - D1 | 25.500 | 46.362 | 15.462 | 1:27.324 | 81.58 | 5.002 | 10:25:34.339 |

Weather / Track : Sunny / Dry

Donington Park National
Circuit Length = 1.9790 miles
Start: 09:54 Flag 10:24 End: 10:26

MSVT Trackday Championship

QUALIFYING - RACE 4 - SECTOR ANALYSIS



SECTOR 1 = FL to I1, SECTOR 2 = I1 to I2, SECTOR 3 = I2 to FL, DIFF = Difference To Personal Best Lap, P = Crossed Finish Line in Pit Lane, D = Time Disallowed

| P9 12 C | | Pro-Am Racing | | Renault Clio | | | |
|---------------------------|---------------|--------------------------|---------------|---------------------|--------------|----------|---------------------|
| IDEAL LAP TIME : 1:22.198 | | BEST LAP TIME : 1:22.357 | | DIFFERENCE : 0.159 | | | |
| D1: Ben JOHANSSON | | D2: Scott THOMPSON | | | | | |
| LAP | SECTOR 1 | SECTOR 2 | SECTOR 3 | LAP TIME | MPH | DIFF | TIME OF DAY |
| 1 - D1 | 28.611 | 50.235 | 16.621 | 1:35.467 | 74.62 | 13.110 | 09:57:04.815 |
| 2 - D1 | 24.565 | 46.605 | 14.845 | 1:26.015 | 82.83 | 3.658 | 09:58:30.830 |
| 3 - D1 | 24.371 | 44.486 | 14.599 | 1:23.456 | 85.37 | 1.099 | 09:59:54.286 |
| 4 - D1 | 24.397 | 45.778 | 14.627 | 1:24.802 | 84.01 | 2.445 | 10:01:19.088 |
| 5 - D1 | 24.407 | 46.990 | 15.284 | 1:26.681 | 82.19 | 4.324 | 10:02:45.769 |
| 6 - D1 | 23.957 | 43.905 | 14.495 | 1:22.357 (1) | 86.50 | | 10:04:08.126 |
| 7 - D1 | 24.593 | 46.968 | 16.185 | 1:27.746 | 81.19 | 5.389 | 10:05:35.872 |
| 8 - D1 | 24.708 | 44.401 | 14.580 | 1:23.689 | 85.13 | 1.332 | 10:06:59.561 |
| 9 - D1 | 24.208 | 45.972 | IN PIT | 1:31.733 P | 77.66 | 9.376 | 10:08:31.294 |
| 10 - D1 | OUTLAP | 45.366 | 15.364 | 3:01.845 | 39.17 | 1:39.488 | 10:11:33.139 |
| 11 - D1 | 24.667 | 44.550 | 14.722 | 1:23.939 | 84.87 | 1.582 | 10:12:57.078 |
| 12 - D1 | 24.243 | 44.642 | 14.604 | 1:23.489 | 85.33 | 1.132 | 10:14:20.567 |
| 13 - D1 | 24.266 | 44.139 | 14.730 | 1:23.135 | 85.69 | 0.778 | 10:15:43.702 |
| 14 - D1 | 24.776 | 44.684 | 14.804 | 1:24.264 | 84.55 | 1.907 | 10:17:07.966 |
| 15 - D1 | 24.192 | 43.900 | 14.540 | 1:22.632 (3) | 86.22 | 0.275 | 10:18:30.598 |
| 16 - D1 | 24.142 | 45.503 | 15.114 | 1:24.759 | 84.05 | 2.402 | 10:19:55.357 |
| 17 - D1 | 24.131 | 43.746 | 14.577 | 1:22.454 (2) | 86.40 | 0.097 | 10:21:17.811 |
| 18 - D1 | 24.190 | 47.010 | IN PIT | 1:30.420 P | 78.79 | 8.063 | 10:22:48.231 |
| 19 - D1 | OUTLAP | 45.040 | 15.293 | 2:23.231 | 49.74 | 1:00.874 | 10:25:11.462 |

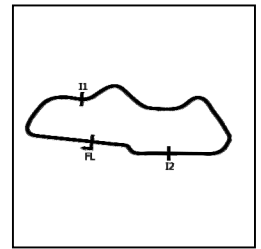
| P10 53 B | | Team Norfolk | | Renault Clio | | | |
|---------------------------|---------------|--------------------------|---------------|---------------------|--------------|----------|---------------------|
| IDEAL LAP TIME : 1:22.253 | | BEST LAP TIME : 1:22.387 | | DIFFERENCE : 0.134 | | | |
| D1: Kevin STIRLING | | | | | | | |
| LAP | SECTOR 1 | SECTOR 2 | SECTOR 3 | LAP TIME | MPH | DIFF | TIME OF DAY |
| 1 - D1 | 28.032 | 45.951 | 15.613 | 1:29.596 | 79.51 | 7.209 | 09:56:25.393 |
| 2 - D1 | 23.890 | 43.696 | 14.801 | 1:22.387 (1) | 86.47 | | 09:57:47.780 |
| 3 - D1 | 23.852 | 43.901 | 14.884 | 1:22.637 (2) | 86.21 | 0.250 | 09:59:10.417 |
| 4 - D1 | 24.282 | 44.342 | 14.845 | 1:23.469 | 85.35 | 1.082 | 10:00:33.886 |
| 5 - D1 | 24.460 | 47.171 | 15.252 | 1:26.883 | 82.00 | 4.496 | 10:02:00.769 |
| 6 - D1 | 24.056 | 44.353 | 15.189 | 1:23.598 | 85.22 | 1.211 | 10:03:24.367 |
| 7 - D1 | 23.922 | 44.430 | 14.954 | 1:23.306 | 85.52 | 0.919 | 10:04:47.673 |
| 8 - D1 | 23.947 | 44.505 | 14.961 | 1:23.413 | 85.41 | 1.026 | 10:06:11.086 |
| 9 - D1 | 23.970 | 43.740 | IN PIT | 1:26.982 P | 81.90 | 4.595 | 10:07:38.068 |
| 10 - D1 | OUTLAP | 44.355 | 14.765 | 3:46.090 | 31.51 | 2:23.703 | 10:11:24.158 |
| 11 - D1 | 23.966 | 44.456 | 14.785 | 1:23.207 | 85.62 | 0.820 | 10:12:47.365 |
| 12 - D1 | 24.104 | 43.850 | 14.880 | 1:22.834 | 86.01 | 0.447 | 10:14:10.199 |
| 13 - D1 | 24.457 | 43.866 | 14.908 | 1:23.231 | 85.60 | 0.844 | 10:15:33.430 |
| 14 - D1 | 24.012 | 44.353 | IN PIT | 1:26.208 P | 82.64 | 3.821 | 10:16:59.638 |
| 15 - D1 | OUTLAP | 46.213 | 14.812 | 3:32.261 | 33.56 | 2:09.874 | 10:20:31.899 |
| 16 - D1 | 23.975 | 44.087 | 14.852 | 1:22.914 | 85.92 | 0.527 | 10:21:54.813 |
| 17 - D1 | 24.114 | 43.898 | 14.759 | 1:22.771 (3) | 86.07 | 0.384 | 10:23:17.584 |
| 18 - D1 | 25.424 | 44.918 | 14.705 | 1:25.047 | 83.77 | 2.660 | 10:24:42.631 |

Weather / Track : Sunny / Dry

Donington Park National
Circuit Length = 1.9790 miles
Start: 09:54 Flag 10:24 End: 10:26

MSVT Trackday Championship

QUALIFYING - RACE 4 - SECTOR ANALYSIS



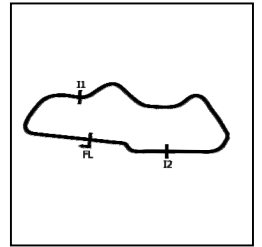
SECTOR 1 = FL to I1, SECTOR 2 = I1 to I2, SECTOR 3 = I2 to FL, DIFF = Difference To Personal Best Lap, P = Crossed Finish Line in Pit Lane, D = Time Disallowed

| P11 116 C | | G&M Motorsport | | Honda Civic | | | |
|---------------------------|---------------|--------------------------|---------------|--------------------|------------------|----------|---------------------|
| IDEAL LAP TIME : 1:22.118 | | BEST LAP TIME : 1:22.389 | | DIFFERENCE : 0.271 | | | |
| D1: Sam GAY | | | | | | | |
| LAP | SECTOR 1 | SECTOR 2 | SECTOR 3 | LAP TIME | MPH | DIFF | TIME OF DAY |
| 1 - D1 | 26.843 | 45.625 | 15.021 | 1:27.489 | 81.43 | 5.100 | 09:56:30.657 |
| 2 - D1 | 24.368 | 45.086 | 14.794 | 1:24.248 | 84.56 | 1.859 | 09:57:54.905 |
| 3 - D1 | 24.445 | 44.506 | 14.555 | 1:23.506 | 85.31 | 1.117 | 09:59:18.411 |
| 4 - D1 | 24.098 | 44.773 | 14.537 | 1:23.408 | 85.41 | 1.019 | 10:00:41.819 |
| 5 - D1 | 24.056 | 44.628 | 15.022 | 1:23.706 | 85.11 | 1.317 | 10:02:05.525 |
| 6 - D1 | 24.771 | 47.548 | IN PIT | 1:30.748 | P 78.51 | 8.359 | 10:03:36.273 |
| 7 - D1 | OUTLAP | 45.225 | 14.962 | 5:38.665 | 21.03 | 4:16.276 | 10:09:14.938 |
| 8 - D1 | 24.219 | 44.006 | 14.720 | 1:22.945 | 85.89 | 0.556 | 10:10:37.883 |
| 9 - D1 | 24.234 | 44.714 | 14.405 | 1:23.353 | 85.47 | 0.964 | 10:12:01.236 |
| 10 - D1 | 24.233 | 43.799 | 14.474 | 1:22.506 | (2) 86.35 | 0.117 | 10:13:23.742 |
| 11 - D1 | 23.991 | 43.926 | 14.807 | 1:22.724 | (3) 86.12 | 0.335 | 10:14:46.466 |
| 12 - D1 | 24.086 | 43.975 | 14.328 | 1:22.389 | (1) 86.47 | | 10:16:08.855 |
| 13 - D1 | 24.702 | 43.955 | IN PIT | 1:27.518 | P 81.40 | 5.129 | 10:17:36.373 |

| P12 134 G | | DR Racing | | Mazda MX5 | | | |
|---------------------------|---------------|--------------------------|---------------|--------------------|------------------|----------|---------------------|
| IDEAL LAP TIME : 1:22.091 | | BEST LAP TIME : 1:22.395 | | DIFFERENCE : 0.304 | | | |
| D1: Dan ROGERS | | | | | | | |
| LAP | SECTOR 1 | SECTOR 2 | SECTOR 3 | LAP TIME | MPH | DIFF | TIME OF DAY |
| 1 - D1 | 31.384 | 53.711 | 16.105 | 1:41.200 | 70.40 | 18.805 | 09:56:59.227 |
| 2 - D1 | 26.154 | 46.600 | 14.882 | 1:27.636 | 81.29 | 5.241 | 09:58:26.863 |
| 3 - D1 | 24.683 | 45.676 | 14.539 | 1:24.898 | 83.92 | 2.503 | 09:59:51.761 |
| 4 - D1 | 25.043 | 45.427 | 14.529 | 1:24.999 | 83.82 | 2.604 | 10:01:16.760 |
| 5 - D1 | 24.682 | 44.201 | 14.799 | 1:23.682 | 85.13 | 1.287 | 10:02:40.442 |
| 6 - D1 | 24.379 | 44.266 | 14.801 | 1:23.446 | 85.38 | 1.051 | 10:04:03.888 |
| 7 - D1 | 24.265 | 44.028 | 14.567 | 1:22.860 | 85.98 | 0.465 | 10:05:26.748 |
| 8 - D1 | 24.844 | 45.006 | IN PIT | 1:28.948 | P 80.09 | 6.553 | 10:06:55.696 |
| 9 - D1 | OUTLAP | 46.089 | 14.935 | 2:54.764 | 40.76 | 1:32.369 | 10:09:50.460 |
| 10 - D1 | 24.311 | 44.025 | 14.360 | 1:22.696 | (3) 86.15 | 0.301 | 10:11:13.156 |
| 11 - D1 | 24.237 | 46.340 | 14.883 | 1:25.460 | 83.36 | 3.065 | 10:12:38.616 |
| 12 - D1 | 24.223 | 43.907 | 14.265 | 1:22.395 | (1) 86.46 | | 10:14:01.011 |
| 13 - D1 | 23.939 | 46.204 | 14.662 | 1:24.805 | 84.01 | 2.410 | 10:15:25.816 |
| 14 - D1 | 24.233 | 44.673 | 14.665 | 1:23.571 | 85.25 | 1.176 | 10:16:49.387 |
| 15 - D1 | 24.745 | 47.114 | 14.617 | 1:26.476 | 82.38 | 4.081 | 10:18:15.863 |
| 16 - D1 | 24.299 | 44.016 | 14.393 | 1:22.708 | 86.14 | 0.313 | 10:19:38.571 |
| 17 - D1 | 24.221 | 43.889 | 14.526 | 1:22.636 | (2) 86.21 | 0.241 | 10:21:01.207 |
| 18 - D1 | 24.291 | 43.887 | 14.535 | 1:22.713 | 86.13 | 0.318 | 10:22:23.920 |
| 19 - D1 | 24.525 | 44.070 | 14.337 | 1:22.932 | 85.90 | 0.537 | 10:23:46.852 |
| 20 - D1 | 24.563 | 46.078 | 14.668 | 1:25.309 | 83.51 | 2.914 | 10:25:12.161 |

MSVT Trackday Championship

QUALIFYING - RACE 4 - SECTOR ANALYSIS



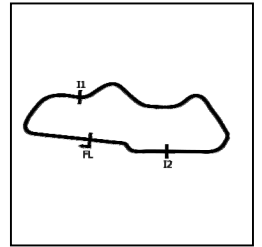
SECTOR 1 = FL to I1, SECTOR 2 = I1 to I2, SECTOR 3 = I2 to FL, DIFF = Difference To Personal Best Lap, P = Crossed Finish Line in Pit Lane, D = Time Disallowed

| P13 47 B | | JRG Racing | | VW Golf | | | |
|---------------------------|---------------|--------------------------|---------------|--------------------|-------------------------|----------|---------------------|
| IDEAL LAP TIME : 1:22.541 | | BEST LAP TIME : 1:22.541 | | DIFFERENCE : 0.000 | | | |
| D1: James GOODALL | | | | | | | |
| LAP | SECTOR 1 | SECTOR 2 | SECTOR 3 | LAP TIME | MPH | DIFF | TIME OF DAY |
| 1 - D1 | 26.796 | 47.792 | 16.830 | 1:31.418 | 77.93 | 8.877 | 09:56:38.758 |
| 2 - D1 | 24.479 | 47.328 | 16.013 | 1:27.820 | 81.12 | 5.279 | 09:58:06.578 |
| 3 - D1 | 24.571 | 45.016 | 14.481 | 1:24.068 | 84.74 | 1.527 | 09:59:30.646 |
| 4 - D1 | 24.285 | 44.680 | 14.640 | 1:23.605 | 85.21 | 1.064 | 10:00:54.251 |
| 5 - D1 | 24.256 | 45.926 | IN PIT | 1:29.606 | P 79.51 | 7.065 | 10:02:23.857 |
| 6 - D1 | OUTLAP | 44.844 | 14.532 | 4:04.022 | 29.19 | 2:41.481 | 10:06:27.879 |
| 7 - D1 | 24.381 | 44.596 | 14.453 | 1:23.430 | 85.39 | 0.889 | 10:07:51.309 |
| 8 - D1 | 24.757 | 45.250 | 15.089 | 1:25.096 | 83.72 | 2.555 | 10:09:16.405 |
| 9 - D1 | 24.352 | 44.683 | 14.615 | 1:23.650 | 85.17 | 1.109 | 10:10:40.055 |
| 10 - D1 | 24.240 | 44.717 | 14.430 | 1:23.387 | (3) 85.44 | 0.846 | 10:12:03.442 |
| 11 - D1 | 24.254 | 44.988 | 14.542 | 1:23.784 | 85.03 | 1.243 | 10:13:27.226 |
| 12 - D1 | 24.478 | 44.878 | 14.521 | 1:23.877 | 84.94 | 1.336 | 10:14:51.103 |
| 13 - D1 | 24.505 | 44.720 | 14.480 | 1:23.705 | 85.11 | 1.164 | 10:16:14.808 |
| 14 - D1 | 25.053 | 46.512 | IN PIT | 1:31.570 | P 77.80 | 9.029 | 10:17:46.378 |
| 15 - D1 | OUTLAP | 45.164 | 16.207 | 4:55.788 | 24.08 | 3:33.247 | 10:22:42.166 |
| 16 - D1 | 24.311 | 44.315 | 14.271 | 1:22.897 | (2) 85.94 | 0.356 | 10:24:05.063 |
| 17 - D1 | 24.003 | 44.278 | 14.260 | 1:22.541 | (1) 86.31 | | 10:25:27.604 |

| P14 144 C | | Foz Motorsport | | Renault Clio | | | |
|---------------------------|---------------|--------------------------|---------------|--------------------|-------------------------|----------|---------------------|
| IDEAL LAP TIME : 1:22.262 | | BEST LAP TIME : 1:22.583 | | DIFFERENCE : 0.321 | | | |
| D1: Pete BENNETT | | | | | | | |
| LAP | SECTOR 1 | SECTOR 2 | SECTOR 3 | LAP TIME | MPH | DIFF | TIME OF DAY |
| 1 - D1 | OUTLAP | 45.951 | 15.483 | 2:41.352 | 44.15 | 1:18.769 | 09:57:41.485 |
| 2 - D1 | 24.276 | 43.907 | 14.841 | 1:23.024 | 85.81 | 0.441 | 09:59:04.509 |
| 3 - D1 | 24.120 | 44.437 | 14.534 | 1:23.091 | 85.74 | 0.508 | 10:00:27.600 |
| 4 - D1 | 24.633 | 44.243 | IN PIT | 1:26.633 | P 82.23 | 4.050 | 10:01:54.233 |
| 5 - D1 | OUTLAP | 44.231 | 14.643 | 2:26.468 | 48.64 | 1:03.885 | 10:04:20.701 |
| 6 - D1 | 24.251 | 43.893 | 14.626 | 1:22.770 | (3) 86.07 | 0.187 | 10:05:43.471 |
| 7 - D1 | 23.931 | 44.267 | 15.186 | 1:23.384 | 85.44 | 0.801 | 10:07:06.855 |
| 8 - D1 | 24.587 | 44.004 | 14.825 | 1:23.416 | 85.41 | 0.833 | 10:08:30.271 |
| 9 - D1 | 25.002 | 44.179 | IN PIT | 1:26.791 | P 82.08 | 4.208 | 10:09:57.062 |
| 10 - D1 | OUTLAP | 44.501 | 14.644 | 2:52.826 | 41.22 | 1:30.243 | 10:12:49.888 |
| 11 - D1 | 24.110 | 44.219 | 14.438 | 1:22.767 | (2) 86.08 | 0.184 | 10:14:12.655 |
| 12 - D1 | 23.973 | 44.486 | 15.973 | 1:24.432 | 84.38 | 1.849 | 10:15:37.087 |
| 13 - D1 | 24.231 | 44.060 | 14.503 | 1:22.794 | 86.05 | 0.211 | 10:16:59.881 |
| 14 - D1 | 24.047 | 44.071 | 14.465 | 1:22.583 | (1) 86.27 | | 10:18:22.464 |
| 15 - D1 | 24.041 | 44.456 | 14.564 | 1:23.061 | 85.77 | 0.478 | 10:19:45.525 |
| 16 - D1 | 24.271 | 46.676 | 19.030 | 1:29.977 | 79.18 | 7.394 | 10:21:15.502 |
| 17 - D1 | 32.882 | 58.025 | 16.557 | 1:47.464 | 66.29 | 24.881 | 10:23:02.966 |
| 18 - D1 | 28.451 | 48.732 | 16.841 | 1:34.024 | 75.77 | 11.441 | 10:24:36.990 |

MSVT Trackday Championship

QUALIFYING - RACE 4 - SECTOR ANALYSIS



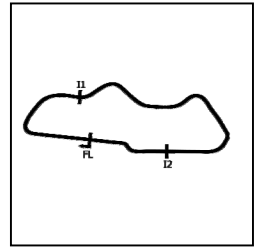
SECTOR 1 = FL to I1, SECTOR 2 = I1 to I2, SECTOR 3 = I2 to FL, DIFF = Difference To Personal Best Lap, P = Crossed Finish Line in Pit Lane, D = Time Disallowed

| P15 146 C | | Foz Motorsport | | Renault Clio | | | |
|---------------------------|---------------|--------------------------|---------------|---------------------|--------------|----------|---------------------|
| IDEAL LAP TIME : 1:22.858 | | BEST LAP TIME : 1:22.894 | | DIFFERENCE : 0.036 | | | |
| D1: Simon HARRISON | | | | | | | |
| LAP | SECTOR 1 | SECTOR 2 | SECTOR 3 | LAP TIME | MPH | DIFF | TIME OF DAY |
| 1 - D1 | 28.016 | 46.765 | 15.739 | 1:30.520 | 78.70 | 7.626 | 09:56:27.003 |
| 2 - D1 | 24.230 | 44.482 | 15.017 | 1:23.729 | 85.09 | 0.835 | 09:57:50.732 |
| 3 - D1 | 24.623 | 45.996 | 15.084 | 1:25.703 | 83.13 | 2.809 | 09:59:16.435 |
| 4 - D1 | 24.230 | 44.432 | 14.971 | 1:23.633 | 85.18 | 0.739 | 10:00:40.068 |
| 5 - D1 | 24.194 | 44.144 | 15.010 | 1:23.348 (3) | 85.48 | 0.454 | 10:02:03.416 |
| 6 - D1 | 24.377 | 44.295 | 15.046 | 1:23.718 | 85.10 | 0.824 | 10:03:27.134 |
| 7 - D1 | 24.371 | 44.550 | IN PIT | 1:27.163 P | 81.73 | 4.269 | 10:04:54.297 |
| 8 - D1 | OUTLAP | 46.296 | 15.752 | 5:24.821 | 21.93 | 4:01.927 | 10:10:19.118 |
| 9 - D1 | 24.624 | 44.525 | 14.953 | 1:24.102 | 84.71 | 1.208 | 10:11:43.220 |
| 10 - D1 | 24.424 | 44.398 | 14.783 | 1:23.605 | 85.21 | 0.711 | 10:13:06.825 |
| 11 - D1 | 24.467 | 45.082 | 15.003 | 1:24.552 | 84.26 | 1.658 | 10:14:31.377 |
| 12 - D1 | 24.397 | 44.294 | 14.888 | 1:23.579 | 85.24 | 0.685 | 10:15:54.956 |
| 13 - D1 | 24.482 | 44.864 | 14.746 | 1:24.092 | 84.72 | 1.198 | 10:17:19.048 |
| 14 - D1 | 24.483 | 44.090 | 14.847 | 1:23.420 | 85.40 | 0.526 | 10:18:42.468 |
| 15 - D1 | 24.709 | 44.064 | IN PIT | 1:27.649 P | 81.28 | 4.755 | 10:20:10.117 |
| 16 - D1 | OUTLAP | 44.566 | 14.943 | 2:25.784 | 48.87 | 1:02.890 | 10:22:35.901 |
| 17 - D1 | 24.400 | 44.016 | 14.688 | 1:23.104 (2) | 85.73 | 0.210 | 10:23:59.005 |
| 18 - D1 | 24.154 | 44.050 | 14.690 | 1:22.894 (1) | 85.94 | | 10:25:21.899 |

| P16 88 B | | Simply Car Sales - Daniels Motorsport | | Ford Fiesta | | | |
|---------------------------|---------------|---------------------------------------|---------------|---------------------|--------------|----------|---------------------|
| IDEAL LAP TIME : 1:22.586 | | BEST LAP TIME : 1:22.969 | | DIFFERENCE : 0.383 | | | |
| D1: John COOPER | | D2: Alistair KELLETT | | | | | |
| LAP | SECTOR 1 | SECTOR 2 | SECTOR 3 | LAP TIME | MPH | DIFF | TIME OF DAY |
| 1 - D1 | 28.759 | 57.868 | 16.048 | 1:42.675 | 69.39 | 19.706 | 09:56:54.157 |
| 2 - D1 | 26.167 | 46.661 | 15.157 | 1:27.985 | 80.97 | 5.016 | 09:58:22.142 |
| 3 - D1 | 24.856 | 44.773 | 14.650 | 1:24.279 | 84.53 | 1.310 | 09:59:46.421 |
| 4 - D1 | 24.886 | 44.576 | 14.376 | 1:23.838 (3) | 84.98 | 0.869 | 10:01:10.259 |
| 5 - D1 | 24.633 | 44.608 | 14.374 | 1:23.615 (2) | 85.20 | 0.646 | 10:02:33.874 |
| 6 - D1 | 24.438 | 44.159 | 14.372 | 1:22.969 (1) | 85.87 | | 10:03:56.843 |
| 7 - D1 | 24.517 | 43.931 | IN PIT | 1:27.165 P | 81.73 | 4.196 | 10:05:24.008 |
| 8 - D1 | OUTLAP | 46.698 | 15.483 | 5:04.140 | 23.42 | 3:41.171 | 10:10:28.148 |
| 9 - D1 | 24.677 | 45.753 | 15.022 | 1:25.452 | 83.37 | 2.483 | 10:11:53.600 |
| 10 - D1 | 24.948 | 45.423 | 16.135 | 1:26.506 | 82.36 | 3.537 | 10:13:20.106 |
| 11 - D1 | 25.144 | 45.806 | 15.374 | 1:26.324 | 82.53 | 3.355 | 10:14:46.430 |
| 12 - D1 | 24.850 | 44.770 | 14.805 | 1:24.425 | 84.39 | 1.456 | 10:16:10.855 |
| 13 - D1 | 25.773 | 54.489 | 15.565 | 1:35.827 | 74.34 | 12.858 | 10:17:46.682 |
| 14 - D1 | 24.440 | 44.853 | 14.846 | 1:24.139 | 84.67 | 1.170 | 10:19:10.821 |
| 15 - D1 | 24.535 | 44.644 | 14.863 | 1:24.042 | 84.77 | 1.073 | 10:20:34.863 |
| 16 - D1 | 24.427 | 47.141 | 15.624 | 1:27.192 | 81.71 | 4.223 | 10:22:02.055 |
| 17 - D1 | 24.283 | 44.780 | 16.934 | 1:25.997 | 82.84 | 3.028 | 10:23:28.052 |
| 18 - D1 | 29.322 | 48.333 | IN PIT | 1:40.401 P | 70.96 | 17.432 | 10:25:08.453 |

MSVT Trackday Championship

QUALIFYING - RACE 4 - SECTOR ANALYSIS



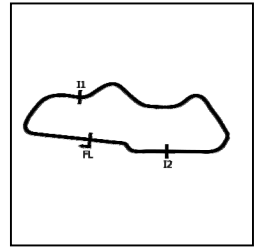
SECTOR 1 = FL to I1, SECTOR 2 = I1 to I2, SECTOR 3 = I2 to FL, DIFF = Difference To Personal Best Lap, P = Crossed Finish Line in Pit Lane, D = Time Disallowed

| P17 34 B | | SW Motorsports | | Honda Civic | | | |
|---------------------------|---------------|--------------------------|---------------|---------------------|------------------|----------|---------------------|
| IDEAL LAP TIME : 1:22.387 | | BEST LAP TIME : 1:22.981 | | DIFFERENCE : 0.594 | | | |
| D1: Tim EVANS | | D2: George ALP-WILLIAMS | | | | | |
| LAP | SECTOR 1 | SECTOR 2 | SECTOR 3 | LAP TIME | MPH | DIFF | TIME OF DAY |
| 1 - D1 | 26.869 | 46.599 | 15.666 | 1:29.134 | 79.93 | 6.153 | 09:56:27.942 |
| 2 - D1 | 24.140 | 44.008 | 14.833 | 1:22.981 (1) | 85.85 | | 09:57:50.923 |
| 3 - D1 | 24.055 | 44.974 | 14.850 | 1:23.879 | 84.93 | 0.898 | 09:59:14.802 |
| 4 - D1 | 24.232 | 44.569 | 14.700 | 1:23.501 | 85.32 | 0.520 | 10:00:38.303 |
| 5 - D1 | 24.393 | 45.490 | IN PIT | 1:31.441 | P 77.91 | 8.460 | 10:02:09.744 |
| 6 - D1 | OUTLAP | 46.343 | 20.948 | 3:15.786 | 36.38 | 1:52.805 | 10:05:25.530 |
| 7 - D1 | 25.698 | 44.008 | 14.889 | 1:24.595 | 84.22 | 1.614 | 10:06:50.125 |
| 8 - D1 | 24.211 | 44.031 | 15.115 | 1:23.357 | (2) 85.47 | 0.376 | 10:08:13.482 |
| 9 - D1 | 24.727 | 43.676 | 14.970 | 1:23.373 | (3) 85.45 | 0.392 | 10:09:36.855 |
| 10 - D1 | 24.257 | 44.738 | 14.838 | 1:23.833 | 84.98 | 0.852 | 10:11:00.688 |
| 11 - D1 | 24.584 | 44.518 | 14.775 | 1:23.877 | 84.94 | 0.896 | 10:12:24.565 |
| 12 - D1 | 24.308 | 45.059 | 14.948 | 1:24.315 | 84.50 | 1.334 | 10:13:48.880 |
| 13 - D1 | 24.233 | 43.851 | 18.924 | 1:27.008 | 81.88 | 4.027 | 10:15:15.888 |
| 14 - D1 | 26.078 | 44.094 | 14.951 | 1:25.123 | 83.69 | 2.142 | 10:16:41.011 |
| 15 - D1 | 24.733 | 44.774 | 15.745 | 1:25.252 | 83.57 | 2.271 | 10:18:06.263 |
| 16 - D1 | 24.458 | 44.384 | 14.814 | 1:23.656 | 85.16 | 0.675 | 10:19:29.919 |
| 17 - D1 | 24.270 | 44.065 | 15.956 | 1:24.291 | 84.52 | 1.310 | 10:20:54.210 |
| 18 - D1 | 24.506 | 44.104 | 14.982 | 1:23.592 | 85.23 | 0.611 | 10:22:17.802 |
| 19 - D1 | 24.500 | 45.154 | 14.918 | 1:24.572 | 84.24 | 1.591 | 10:23:42.374 |
| 20 - D1 | 24.946 | 45.183 | 14.656 | 1:24.785 | 84.03 | 1.804 | 10:25:07.159 |

| P18 69 C | | White Knight Racing | | Honda Civic Type R | | | |
|---------------------------|---------------|--------------------------|---------------|---------------------|------------------|----------|---------------------|
| IDEAL LAP TIME : 1:23.223 | | BEST LAP TIME : 1:23.447 | | DIFFERENCE : 0.224 | | | |
| D1: Aaron HARDING | | D2: David SLATER | | | | | |
| LAP | SECTOR 1 | SECTOR 2 | SECTOR 3 | LAP TIME | MPH | DIFF | TIME OF DAY |
| 1 - D1 | 26.870 | 46.697 | 15.704 | 1:29.271 | 79.80 | 5.824 | 09:56:29.501 |
| 2 - D1 | 24.787 | 45.103 | 15.244 | 1:25.134 | 83.68 | 1.687 | 09:57:54.635 |
| 3 - D1 | 25.047 | 44.857 | 14.869 | 1:24.773 | 84.04 | 1.326 | 09:59:19.408 |
| 4 - D1 | 24.016 | 44.566 | 14.865 | 1:23.447 (1) | 85.37 | | 10:00:42.855 |
| 5 - D1 | 24.287 | 44.487 | 14.725 | 1:23.499 | (2) 85.32 | 0.052 | 10:02:06.354 |
| 6 - D1 | 24.338 | 45.234 | 14.761 | 1:24.333 | 84.48 | 0.886 | 10:03:30.687 |
| 7 - D1 | 24.743 | 45.034 | 14.720 | 1:24.497 | 84.31 | 1.050 | 10:04:55.184 |
| 8 - D1 | 24.137 | 45.160 | 14.835 | 1:24.132 | 84.68 | 0.685 | 10:06:19.316 |
| 9 - D1 | 24.393 | 44.625 | 15.155 | 1:24.173 | 84.64 | 0.726 | 10:07:43.489 |
| 10 - D1 | 24.376 | 44.718 | 14.917 | 1:24.011 | 84.80 | 0.564 | 10:09:07.500 |
| 11 - D1 | 24.382 | 44.694 | 15.049 | 1:24.125 | 84.69 | 0.678 | 10:10:31.625 |
| 12 - D1 | 24.300 | 45.374 | IN PIT | 1:27.936 | P 81.02 | 4.489 | 10:11:59.561 |
| 13 - D1 | OUTLAP | 46.901 | 15.524 | 3:00.737 | 39.41 | 1:37.290 | 10:15:00.298 |
| 14 - D1 | 26.413 | 45.831 | 15.584 | 1:27.828 | 81.12 | 4.381 | 10:16:28.126 |
| 15 - D1 | 24.751 | 44.796 | 15.626 | 1:25.173 | 83.64 | 1.726 | 10:17:53.299 |
| 16 - D1 | 24.403 | 44.734 | 15.038 | 1:24.175 | 84.64 | 0.728 | 10:19:17.474 |
| 17 - D1 | 24.046 | 46.327 | 15.095 | 1:25.468 | 83.36 | 2.021 | 10:20:42.942 |
| 18 - D1 | 24.157 | 44.578 | 14.983 | 1:23.718 | (3) 85.10 | 0.271 | 10:22:06.660 |
| 19 - D1 | 24.465 | 45.601 | 15.053 | 1:25.119 | 83.70 | 1.672 | 10:23:31.779 |
| 20 - D1 | 27.726 | 45.021 | 15.453 | 1:28.200 | 80.77 | 4.753 | 10:24:59.979 |

MSVT Trackday Championship

QUALIFYING - RACE 4 - SECTOR ANALYSIS



SECTOR 1 = FL to I1, SECTOR 2 = I1 to I2, SECTOR 3 = I2 to FL, DIFF = Difference To Personal Best Lap, P = Crossed Finish Line in Pit Lane, D = Time Disallowed

| P19 66 B | | Finsport Premier Racing | | | Renault Clio | | |
|---------------------------|---------------|--------------------------|---------------|---------------------|--------------------|----------|---------------------|
| IDEAL LAP TIME : 1:23.327 | | BEST LAP TIME : 1:23.496 | | | DIFFERENCE : 0.169 | | |
| D1: Richard CLARKE | | | | | | | |
| LAP | SECTOR 1 | SECTOR 2 | SECTOR 3 | LAP TIME | MPH | DIFF | TIME OF DAY |
| 1 - D1 | 27.797 | 46.771 | 15.897 | 1:30.465 | 78.75 | 6.969 | 09:56:27.781 |
| 2 - D1 | 25.275 | 45.263 | 15.138 | 1:25.676 | 83.15 | 2.180 | 09:57:53.457 |
| 3 - D1 | 24.637 | 44.561 | 15.022 | 1:24.220 | 84.59 | 0.724 | 09:59:17.677 |
| 4 - D1 | 24.374 | 44.521 | 14.752 | 1:23.647 (2) | 85.17 | 0.151 | 10:00:41.324 |
| 5 - D1 | 24.155 | 44.625 | 15.165 | 1:23.945 (3) | 84.87 | 0.449 | 10:02:05.269 |
| 6 - D1 | 26.213 | 48.181 | IN PIT | 1:34.462 P | 75.42 | 10.966 | 10:03:39.731 |
| 7 - D1 | OUTLAP | 45.115 | 15.667 | 4:43.441 | 25.13 | 3:19.945 | 10:08:23.172 |
| 8 - D1 | 24.762 | 44.969 | 14.943 | 1:24.674 | 84.14 | 1.178 | 10:09:47.846 |
| 9 - D1 | 24.476 | 44.962 | 14.879 | 1:24.317 | 84.49 | 0.821 | 10:11:12.163 |
| 10 - D1 | 24.507 | 44.632 | 14.906 | 1:24.045 | 84.77 | 0.549 | 10:12:36.208 |
| 11 - D1 | 24.367 | 44.900 | 14.721 | 1:23.988 | 84.82 | 0.492 | 10:14:00.196 |
| 12 - D1 | 24.359 | 44.687 | 14.955 | 1:24.001 | 84.81 | 0.505 | 10:15:24.197 |
| 13 - D1 | 24.454 | 48.957 | 14.728 | 1:28.139 | 80.83 | 4.643 | 10:16:52.336 |
| 14 - D1 | 24.365 | 45.379 | IN PIT | 1:28.091 P | 80.87 | 4.595 | 10:18:20.427 |
| 15 - D1 | OUTLAP | 45.044 | 14.950 | 3:13.364 | 36.84 | 1:49.868 | 10:21:33.791 |
| 16 - D1 | 24.324 | 44.507 | 14.665 | 1:23.496 (1) | 85.32 | | 10:22:57.287 |
| 17 - D1 | 1:13.010 | 45.392 | 15.028 | 2:13.430 | 53.39 | 49.934 | 10:25:10.717 |

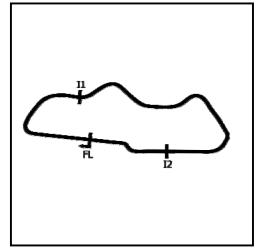
| P20 37 C | | Team Banana Racing | | | Renault Clio | | |
|---------------------------|---------------|--------------------------|---------------|---------------------|--------------------|--------|---------------------|
| IDEAL LAP TIME : 1:23.339 | | BEST LAP TIME : 1:23.550 | | | DIFFERENCE : 0.211 | | |
| D1: Will JACKSON-MOORE | | | | | | | |
| LAP | SECTOR 1 | SECTOR 2 | SECTOR 3 | LAP TIME | MPH | DIFF | TIME OF DAY |
| 1 - D1 | 28.965 | 47.212 | 15.386 | 1:31.563 | 77.81 | 8.013 | 09:56:33.700 |
| 2 - D1 | 24.809 | 45.487 | 15.751 | 1:26.047 | 82.79 | 2.497 | 09:57:59.747 |
| 3 - D1 | 24.547 | 45.079 | 14.958 | 1:24.584 | 84.23 | 1.034 | 09:59:24.331 |
| 4 - D1 | 24.624 | 45.260 | 15.009 | 1:24.893 | 83.92 | 1.343 | 10:00:49.224 |
| 5 - D1 | 24.151 | 44.532 | 14.867 | 1:23.550 (1) | 85.27 | | 10:02:12.774 |
| 6 - D1 | 26.868 | 45.192 | 14.952 | 1:27.012 | 81.88 | 3.462 | 10:03:39.786 |
| 7 - D1 | 24.694 | 45.500 | 14.950 | 1:25.144 | 83.67 | 1.594 | 10:05:04.930 |
| 8 - D1 | 25.088 | 45.487 | 15.024 | 1:25.599 | 83.23 | 2.049 | 10:06:30.529 |
| 9 - D1 | 24.414 | 44.981 | 14.854 | 1:24.249 | 84.56 | 0.699 | 10:07:54.778 |
| 10 - D1 | 24.597 | 45.237 | 15.270 | 1:25.104 | 83.71 | 1.554 | 10:09:19.882 |
| 11 - D1 | 24.462 | 44.839 | 16.216 | 1:25.517 | 83.31 | 1.967 | 10:10:45.399 |
| 12 - D1 | 25.274 | 45.696 | 14.781 | 1:25.751 | 83.08 | 2.201 | 10:12:11.150 |
| 13 - D1 | 24.198 | 44.580 | 15.038 | 1:23.816 | 85.00 | 0.266 | 10:13:34.966 |
| 14 - D1 | 24.531 | 45.817 | 15.564 | 1:25.912 | 82.92 | 2.362 | 10:15:00.878 |
| 15 - D1 | 24.440 | 44.974 | IN PIT | 1:28.857 P | 80.18 | 5.307 | 10:16:29.735 |
| 16 - D1 | OUTLAP | 44.407 | 14.826 | 1:54.411 | 62.27 | 30.861 | 10:18:24.146 |
| 17 - D1 | 24.199 | 44.586 | 14.791 | 1:23.576 (2) | 85.24 | 0.026 | 10:19:47.722 |
| 18 - D1 | 24.199 | 44.941 | 15.415 | 1:24.555 | 84.26 | 1.005 | 10:21:12.277 |
| 19 - D1 | 24.883 | 44.460 | 15.133 | 1:24.476 | 84.33 | 0.926 | 10:22:36.753 |
| 20 - D1 | 24.273 | 44.588 | 14.789 | 1:23.650 (3) | 85.17 | 0.100 | 10:24:00.403 |
| 21 - D1 | 25.074 | 45.624 | 15.038 | 1:25.736 | 83.09 | 2.186 | 10:25:26.139 |

Weather / Track : Sunny / Dry

Donington Park National
Circuit Length = 1.9790 miles
Start: 09:54 Flag 10:24 End: 10:26

MSVT Trackday Championship

QUALIFYING - RACE 4 - SECTOR ANALYSIS



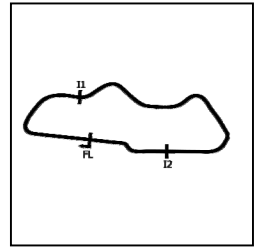
SECTOR 1 = FL to I1, SECTOR 2 = I1 to I2, SECTOR 3 = I2 to FL, DIFF = Difference To Personal Best Lap, P = Crossed Finish Line in Pit Lane, D = Time Disallowed

| P21 57 C | | LWD Racing | | Ford Fiesta | | | |
|---------------------------|---------------|--------------------------|---------------|---------------------|------------------|----------|---------------------|
| IDEAL LAP TIME : 1:24.425 | | BEST LAP TIME : 1:24.864 | | DIFFERENCE : 0.439 | | | |
| D1: Gary LITTLEWOOD | | | | | | | |
| LAP | SECTOR 1 | SECTOR 2 | SECTOR 3 | LAP TIME | MPH | DIFF | TIME OF DAY |
| 1 - D1 | 28.838 | 51.225 | 16.484 | 1:36.547 | 73.79 | 11.683 | 09:56:45.173 |
| 2 - D1 | 26.008 | 48.076 | 15.791 | 1:29.875 | 79.27 | 5.011 | 09:58:15.048 |
| 3 - D1 | 25.347 | 44.976 | 15.823 | 1:26.146 | 82.70 | 1.282 | 09:59:41.194 |
| 4 - D1 | 24.848 | 45.457 | 15.492 | 1:25.797 | 83.04 | 0.933 | 10:01:06.991 |
| 5 - D1 | 25.446 | 49.360 | IN PIT | 1:35.312 | P 74.75 | 10.448 | 10:02:42.303 |
| 6 - D1 | OUTLAP | 46.344 | 15.050 | 3:20.003 | 35.62 | 1:55.139 | 10:06:02.306 |
| 7 - D1 | 24.586 | 45.429 | 15.193 | 1:25.208 | (3) 83.61 | 0.344 | 10:07:27.514 |
| 8 - D1 | 24.616 | 50.384 | 15.768 | 1:30.768 | 78.49 | 5.904 | 10:08:58.282 |
| 9 - D1 | 24.707 | 46.276 | 15.225 | 1:26.208 | 82.64 | 1.344 | 10:10:24.490 |
| 10 - D1 | 24.413 | 46.332 | IN PIT | 1:30.962 | P 78.32 | 6.098 | 10:11:55.452 |
| 11 - D1 | OUTLAP | 50.121 | 15.654 | 3:06.255 | 38.25 | 1:41.391 | 10:15:01.707 |
| 12 - D1 | 25.551 | 46.356 | 15.800 | 1:27.707 | 81.23 | 2.843 | 10:16:29.414 |
| 13 - D1 | 24.565 | 45.302 | 15.539 | 1:25.406 | 83.42 | 0.542 | 10:17:54.820 |
| 14 - D1 | 24.587 | 45.211 | 15.272 | 1:25.070 | (2) 83.75 | 0.206 | 10:19:19.890 |
| 15 - D1 | 24.473 | 45.300 | 15.091 | 1:24.864 (1) | 83.95 | | 10:20:44.754 |
| 16 - D1 | 24.399 | 45.676 | 15.602 | 1:25.677 | 83.15 | 0.813 | 10:22:10.431 |

| P22 25 D | | Greenstar Racing - Supatune | | Ford Fieta | | | |
|---------------------------|---------------|-----------------------------|---------------|---------------------|------------------|----------|---------------------|
| IDEAL LAP TIME : 1:24.470 | | BEST LAP TIME : 1:24.883 | | DIFFERENCE : 0.413 | | | |
| D1: Rob BURNHAM | | D2: Tom STARKEY | | | | | |
| LAP | SECTOR 1 | SECTOR 2 | SECTOR 3 | LAP TIME | MPH | DIFF | TIME OF DAY |
| 1 - D1 | 28.917 | 47.961 | 15.648 | 1:32.526 | 77.00 | 7.643 | 09:56:34.909 |
| 2 - D1 | 24.887 | 45.426 | 15.088 | 1:25.401 | 83.42 | 0.518 | 09:58:00.310 |
| 3 - D1 | 24.866 | 45.212 | 15.595 | 1:25.673 | 83.16 | 0.790 | 09:59:25.983 |
| 4 - D1 | 25.012 | 45.392 | 16.469 | 1:26.873 | 82.01 | 1.990 | 10:00:52.856 |
| 5 - D1 | 25.256 | 45.548 | 15.014 | 1:25.818 | 83.02 | 0.935 | 10:02:18.674 |
| 6 - D1 | 25.110 | 45.510 | 15.144 | 1:25.764 | 83.07 | 0.881 | 10:03:44.438 |
| 7 - D1 | 25.069 | 45.395 | 15.273 | 1:25.737 | 83.09 | 0.854 | 10:05:10.175 |
| 8 - D1 | 25.625 | 45.816 | IN PIT | 1:31.893 | P 77.53 | 7.010 | 10:06:42.068 |
| 9 - D1 | OUTLAP | 45.870 | 15.171 | 3:19.817 | 35.65 | 1:54.934 | 10:10:01.885 |
| 10 - D1 | 24.922 | 45.188 | 14.855 | 1:24.965 | (3) 83.85 | 0.082 | 10:11:26.850 |
| 11 - D1 | 25.337 | 45.183 | 14.663 | 1:25.183 | 83.63 | 0.300 | 10:12:52.033 |
| 12 - D1 | 24.987 | 45.296 | 14.768 | 1:25.051 | 83.76 | 0.168 | 10:14:17.084 |
| 13 - D1 | 25.514 | 45.402 | 14.719 | 1:25.635 | 83.19 | 0.752 | 10:15:42.719 |
| 14 - D1 | 25.419 | 45.128 | 15.178 | 1:25.725 | 83.11 | 0.842 | 10:17:08.444 |
| 15 - D1 | 25.046 | 44.941 | 14.896 | 1:24.883 (1) | 83.93 | | 10:18:33.327 |
| 16 - D1 | 25.627 | 45.212 | 14.737 | 1:25.576 | 83.25 | 0.693 | 10:19:58.903 |
| 17 - D1 | 25.112 | 45.668 | 14.825 | 1:25.605 | 83.22 | 0.722 | 10:21:24.508 |
| 18 - D1 | 24.922 | 46.071 | 15.364 | 1:26.357 | 82.50 | 1.474 | 10:22:50.865 |
| 19 - D1 | 25.566 | 45.637 | 14.769 | 1:25.972 | 82.87 | 1.089 | 10:24:16.837 |
| 20 - D1 | 25.110 | 45.069 | 14.784 | 1:24.963 | (2) 83.85 | 0.080 | 10:25:41.800 |

MSVT Trackday Championship

QUALIFYING - RACE 4 - SECTOR ANALYSIS



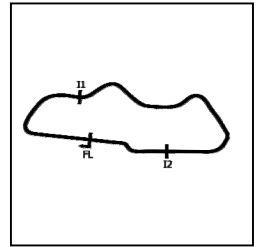
SECTOR 1 = FL to I1, SECTOR 2 = I1 to I2, SECTOR 3 = I2 to FL, DIFF = Difference To Personal Best Lap, P = Crossed Finish Line in Pit Lane, D = Time Disallowed

| P23 26 D | | Ronan Quinn Racing | | Ford Fiesta | | | |
|---------------------------|---------------|---------------------------|---------------|--------------------|-------------------------|----------|---------------------|
| IDEAL LAP TIME : 1:25.028 | | BEST LAP TIME : 1:25.096 | | DIFFERENCE : 0.068 | | | |
| D1: Ronan QUINN | | | | | | | |
| LAP | SECTOR 1 | SECTOR 2 | SECTOR 3 | LAP TIME | MPH | DIFF | TIME OF DAY |
| 1 - D1 | 28.054 | 49.672 | 16.932 | 1:34.658 | 75.26 | 9.562 | 09:56:44.546 |
| 2 - D1 | 25.940 | 47.683 | 15.237 | 1:28.860 | 80.17 | 3.764 | 09:58:13.406 |
| 3 - D1 | 25.320 | 46.557 | 16.164 | 1:28.041 | 80.92 | 2.945 | 09:59:41.447 |
| 4 - D1 | 26.276 | 46.453 | 15.103 | 1:27.832 | 81.11 | 2.736 | 10:01:09.279 |
| 5 - D1 | 25.148 | 46.449 | 15.092 | 1:26.689 | 82.18 | 1.593 | 10:02:35.968 |
| 6 - D1 | 25.371 | 47.110 | IN PIT | 1:32.365 | P 77.13 | 7.269 | 10:04:08.333 |
| 7 - D1 | OUTLAP | 46.449 | 15.089 | 3:22.673 | 35.15 | 1:57.577 | 10:07:31.006 |
| 8 - D1 | 25.103 | 45.478 | 14.966 | 1:25.547 | 83.28 | 0.451 | 10:08:56.553 |
| 9 - D1 | 25.004 | 45.253 | 14.950 | 1:25.207 | (2) 83.61 | 0.111 | 10:10:21.760 |
| 10 - D1 | 25.104 | 45.298 | 14.966 | 1:25.368 | 83.45 | 0.272 | 10:11:47.128 |
| 11 - D1 | 25.128 | 45.203 | 15.097 | 1:25.428 | 83.39 | 0.332 | 10:13:12.556 |
| 12 - D1 | 25.233 | 53.415 | 17.552 | 1:36.200 | 74.06 | 11.104 | 10:14:48.756 |
| 13 - D1 | 24.966 | 45.432 | 14.896 | 1:25.294 | 83.53 | 0.198 | 10:16:14.050 |
| 14 - D1 | 25.150 | 45.453 | 15.133 | 1:25.736 | 83.09 | 0.640 | 10:17:39.786 |
| 15 - D1 | 25.770 | 53.563 | 15.673 | 1:35.006 | 74.99 | 9.910 | 10:19:14.792 |
| 16 - D1 | 25.078 | 45.217 | 14.962 | 1:25.257 | (3) 83.56 | 0.161 | 10:20:40.049 |
| 17 - D1 | 25.233 | 48.507 | 14.940 | 1:28.680 | 80.34 | 3.584 | 10:22:08.729 |
| 18 - D1 | 25.011 | 45.226 | 14.859 | 1:25.096 | (1) 83.72 | | 10:23:33.825 |
| 19 - D1 | 28.658 | 53.388 | 17.678 | 1:39.724 | 71.44 | 14.628 | 10:25:13.549 |

| P24 56 D | | Phil Burden Racing | | Ford Fiesta ST | | | |
|---------------------------|---------------|---------------------------|---------------|-----------------------|-------------------------|----------|---------------------|
| IDEAL LAP TIME : 1:25.991 | | BEST LAP TIME : 1:26.201 | | DIFFERENCE : 0.210 | | | |
| D1: Phil BURDEN | | | | | | | |
| LAP | SECTOR 1 | SECTOR 2 | SECTOR 3 | LAP TIME | MPH | DIFF | TIME OF DAY |
| 1 - D1 | 31.543 | 54.226 | 16.548 | 1:42.317 | 69.63 | 16.116 | 09:56:57.043 |
| 2 - D1 | 27.125 | 50.449 | 15.574 | 1:33.148 | 76.48 | 6.947 | 09:58:30.191 |
| 3 - D1 | 25.720 | 46.155 | 15.482 | 1:27.357 | 81.55 | 1.156 | 09:59:57.548 |
| 4 - D1 | 25.786 | 46.337 | 15.576 | 1:27.699 | 81.23 | 1.498 | 10:01:25.247 |
| 5 - D1 | 25.535 | 45.621 | 15.449 | 1:26.605 | 82.26 | 0.404 | 10:02:51.852 |
| 6 - D1 | 26.129 | 48.992 | IN PIT | 1:34.892 | P 75.08 | 8.691 | 10:04:26.744 |
| 7 - D1 | OUTLAP | 47.681 | IN PIT | 1:51.987 | P 63.62 | 25.786 | 10:06:18.731 |
| 8 - D1 | OUTLAP | 46.392 | 15.435 | 3:48.491 | 31.18 | 2:22.290 | 10:10:07.222 |
| 9 - D1 | 25.886 | 45.937 | 15.650 | 1:27.473 | 81.44 | 1.272 | 10:11:34.695 |
| 10 - D1 | 25.593 | 45.501 | 15.370 | 1:26.464 | (3) 82.40 | 0.263 | 10:13:01.159 |
| 11 - D1 | 25.541 | 46.328 | 15.572 | 1:27.441 | 81.47 | 1.240 | 10:14:28.600 |
| 12 - D1 | 25.724 | 45.849 | 16.124 | 1:27.697 | 81.24 | 1.496 | 10:15:56.297 |
| 13 - D1 | 26.587 | 45.666 | 15.440 | 1:27.693 | 81.24 | 1.492 | 10:17:23.990 |
| 14 - D1 | 25.771 | 45.918 | 15.267 | 1:26.956 | 81.93 | 0.755 | 10:18:50.946 |
| 15 - D1 | 25.487 | 45.598 | 15.164 | 1:26.249 | (2) 82.60 | 0.048 | 10:20:17.195 |
| 16 - D1 | 25.344 | 45.585 | 15.272 | 1:26.201 | (1) 82.65 | | 10:21:43.396 |
| 17 - D1 | 25.326 | 45.751 | 15.388 | 1:26.465 | 82.39 | 0.264 | 10:23:09.861 |
| 18 - D1 | 30.850 | 49.832 | 16.861 | 1:37.543 | 73.04 | 11.342 | 10:24:47.404 |

MSVT Trackday Championship

QUALIFYING - RACE 4 - SECTOR ANALYSIS



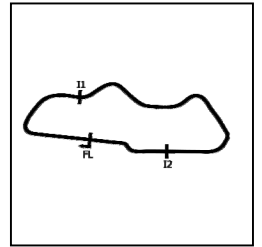
SECTOR 1 = FL to I1, SECTOR 2 = I1 to I2, SECTOR 3 = I2 to FL, DIFF = Difference To Personal Best Lap, P = Crossed Finish Line in Pit Lane, D = Time Disallowed

| P25 193 D | | 93R Motorsport | | Ford Fiesta | | | |
|---------------------------|---------------|--------------------------|---------------|--------------------|-------------------------|----------|---------------------|
| IDEAL LAP TIME : 1:26.525 | | BEST LAP TIME : 1:26.605 | | DIFFERENCE : 0.080 | | | |
| D1: Jack YOUHILL | | | | | | | |
| LAP | SECTOR 1 | SECTOR 2 | SECTOR 3 | LAP TIME | MPH | DIFF | TIME OF DAY |
| 1 - D1 | 31.501 | 54.215 | 17.222 | 1:42.938 | 69.21 | 16.333 | 09:56:56.501 |
| 2 - D1 | 27.364 | 52.556 | 16.763 | 1:36.683 | 73.69 | 10.078 | 09:58:33.184 |
| 3 - D1 | 26.645 | 48.209 | 16.788 | 1:31.642 | 77.74 | 5.037 | 10:00:04.826 |
| 4 - D1 | 27.087 | 48.968 | 16.423 | 1:32.478 | 77.04 | 5.873 | 10:01:37.304 |
| 5 - D1 | 26.397 | 49.165 | IN PIT | 1:36.285 | P 73.99 | 9.680 | 10:03:13.589 |
| 6 - D1 | OUTLAP | 48.680 | 16.674 | 3:54.292 | 30.40 | 2:27.687 | 10:07:07.881 |
| 7 - D1 | 25.770 | 46.777 | 16.067 | 1:28.614 | 80.40 | 2.009 | 10:08:36.495 |
| 8 - D1 | 25.760 | 46.202 | 15.363 | 1:27.325 | 81.58 | 0.720 | 10:10:03.820 |
| 9 - D1 | 25.458 | 46.072 | 15.556 | 1:27.086 | 81.81 | 0.481 | 10:11:30.906 |
| 10 - D1 | 25.434 | 46.152 | 15.418 | 1:27.004 | 81.88 | 0.399 | 10:12:57.910 |
| 11 - D1 | 25.431 | 46.400 | 15.480 | 1:27.311 | 81.60 | 0.706 | 10:14:25.221 |
| 12 - D1 | 25.444 | 46.151 | 15.665 | 1:27.260 | 81.64 | 0.655 | 10:15:52.481 |
| 13 - D1 | 25.432 | 46.551 | 15.695 | 1:27.678 | 81.25 | 1.073 | 10:17:20.159 |
| 14 - D1 | 25.244 | 45.941 | 15.573 | 1:26.758 | (3) 82.12 | 0.153 | 10:18:46.917 |
| 15 - D1 | 25.424 | 46.088 | 15.432 | 1:26.944 | 81.94 | 0.339 | 10:20:13.861 |
| 16 - D1 | 25.251 | 45.978 | 15.527 | 1:26.756 | (2) 82.12 | 0.151 | 10:21:40.617 |
| 17 - D1 | 25.253 | 46.012 | 15.340 | 1:26.605 | (1) 82.26 | | 10:23:07.222 |
| 18 - D1 | 28.780 | 53.867 | 17.002 | 1:39.649 | 71.49 | 13.044 | 10:24:46.871 |

| P26 75 D | | Old Boy Racing | | Ford Fiesta Zetec S | | | |
|---------------------------|---------------|--------------------------|---------------|---------------------|-------------------------|----------|---------------------|
| IDEAL LAP TIME : 1:26.721 | | BEST LAP TIME : 1:26.967 | | DIFFERENCE : 0.246 | | | |
| D1: Mike DEVINE | | | | | | | |
| LAP | SECTOR 1 | SECTOR 2 | SECTOR 3 | LAP TIME | MPH | DIFF | TIME OF DAY |
| 1 - D1 | 28.010 | 47.620 | 16.476 | 1:32.106 | 77.35 | 5.139 | 09:56:36.076 |
| 2 - D1 | 25.544 | 46.556 | 15.282 | 1:27.382 | (2) 81.53 | 0.415 | 09:58:03.458 |
| 3 - D1 | 27.370 | 46.936 | 15.285 | 1:29.591 | 79.52 | 2.624 | 09:59:33.049 |
| 4 - D1 | 25.787 | 46.792 | 15.395 | 1:27.974 | 80.98 | 1.007 | 10:01:01.023 |
| 5 - D1 | 25.839 | 46.583 | 15.481 | 1:27.903 | 81.05 | 0.936 | 10:02:28.926 |
| 6 - D1 | 25.863 | 47.778 | 15.244 | 1:28.885 | 80.15 | 1.918 | 10:03:57.811 |
| 7 - D1 | 25.711 | 48.632 | 15.480 | 1:29.823 | 79.31 | 2.856 | 10:05:27.634 |
| 8 - D1 | 25.504 | 46.056 | 15.407 | 1:26.967 | (1) 81.92 | | 10:06:54.601 |
| 9 - D1 | 26.092 | 46.616 | IN PIT | 1:33.872 | P 75.89 | 6.905 | 10:08:28.473 |
| 10 - D1 | OUTLAP | 46.421 | 15.161 | 3:43.288 | 31.90 | 2:16.321 | 10:12:11.761 |
| 11 - D1 | 25.895 | 47.378 | 15.595 | 1:28.868 | 80.17 | 1.901 | 10:13:40.629 |
| 12 - D1 | 25.898 | 47.427 | 15.475 | 1:28.800 | 80.23 | 1.833 | 10:15:09.429 |
| 13 - D1 | 26.026 | 46.563 | 15.312 | 1:27.901 | 81.05 | 0.934 | 10:16:37.330 |
| 14 - D1 | 25.823 | 46.474 | 15.866 | 1:28.163 | 80.81 | 1.196 | 10:18:05.493 |
| 15 - D1 | 26.238 | 46.467 | 15.294 | 1:27.999 | 80.96 | 1.032 | 10:19:33.492 |
| 16 - D1 | 25.676 | 46.628 | 15.546 | 1:27.850 | 81.10 | 0.883 | 10:21:01.342 |
| 17 - D1 | 25.926 | 46.638 | 15.265 | 1:27.829 | (3) 81.11 | 0.862 | 10:22:29.171 |
| 18 - D1 | 25.704 | 46.697 | 15.919 | 1:28.320 | 80.66 | 1.353 | 10:23:57.491 |
| 19 - D1 | 28.933 | 54.576 | IN PIT | 1:44.174 | P 68.39 | 17.207 | 10:25:41.665 |

MSVT Trackday Championship

QUALIFYING - RACE 4 - SECTOR ANALYSIS



SECTOR 1 = FL to I1, SECTOR 2 = I1 to I2, SECTOR 3 = I2 to FL, DIFF = Difference To Personal Best Lap, P = Crossed Finish Line in Pit Lane, D = Time Disallowed

| P27 68 D | | Matt Wright Racing | | Ford Fiesta ST | | | |
|---------------------------|---------------|--------------------------|---------------|---------------------|--------------|----------|---------------------|
| IDEAL LAP TIME : 1:26.497 | | BEST LAP TIME : 1:27.094 | | DIFFERENCE : 0.597 | | | |
| D1: Matt WRIGHT | | | | | | | |
| LAP | SECTOR 1 | SECTOR 2 | SECTOR 3 | LAP TIME | MPH | DIFF | TIME OF DAY |
| 1 - D1 | 28.538 | 50.197 | 17.045 | 1:35.780 | 74.38 | 8.686 | 09:57:06.297 |
| 2 - D1 | 25.615 | 46.815 | 15.884 | 1:28.314 | 80.67 | 1.220 | 09:58:34.611 |
| 3 - D1 | 25.815 | 48.120 | 16.612 | 1:30.547 | 78.68 | 3.453 | 10:00:05.158 |
| 4 - D1 | 27.519 | 48.792 | 16.253 | 1:32.564 | 76.96 | 5.470 | 10:01:37.722 |
| 5 - D1 | 27.724 | 49.003 | 15.658 | 1:32.385 | 77.11 | 5.291 | 10:03:10.107 |
| 6 - D1 | 25.514 | 47.296 | 15.581 | 1:28.391 | 80.60 | 1.297 | 10:04:38.498 |
| 7 - D1 | 25.308 | 46.264 | 15.522 | 1:27.094 (1) | 81.80 | | 10:06:05.592 |
| 8 - D1 | 25.349 | 45.989 | IN PIT | 1:30.653 P | 78.59 | 3.559 | 10:07:36.245 |
| 9 - D1 | OUTLAP | 46.331 | 15.577 | 3:00.218 | 39.53 | 1:33.124 | 10:10:36.463 |
| 10 - D1 | 25.244 | 48.400 | 15.264 | 1:28.908 | 80.13 | 1.814 | 10:12:05.371 |
| 11 - D1 | 26.977 | 46.292 | 15.584 | 1:28.853 | 80.18 | 1.759 | 10:13:34.224 |
| 12 - D1 | 26.811 | 46.979 | 15.650 | 1:29.440 | 79.65 | 2.346 | 10:15:03.664 |
| 13 - D1 | 25.556 | 46.463 | 15.570 | 1:27.589 | 81.34 | 0.495 | 10:16:31.253 |
| 14 - D1 | 25.489 | 46.358 | 15.372 | 1:27.219 | 81.68 | 0.125 | 10:17:58.472 |
| 15 - D1 | 25.290 | 46.185 | 15.645 | 1:27.120 (2) | 81.77 | 0.026 | 10:19:25.592 |
| 16 - D1 | 25.493 | 46.334 | 15.372 | 1:27.199 (3) | 81.70 | 0.105 | 10:20:52.791 |
| 17 - D1 | 27.829 | 47.023 | 16.277 | 1:31.129 | 78.18 | 4.035 | 10:22:23.920 |
| 18 - D1 | 28.283 | 58.585 | IN PIT | 1:51.127 P | 64.11 | 24.033 | 10:24:15.047 |

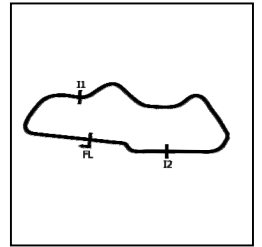
| P28 27 D | | Beaufort Racing | | Ford Fiesta | | | |
|--|---------------|--------------------------|---------------|---------------------|--------------|----------|---------------------|
| IDEAL LAP TIME : 1:26.991 | | BEST LAP TIME : 1:27.481 | | DIFFERENCE : 0.490 | | | |
| D1: Shaun ANDREWS D2: Clive GOLDTHORPE | | | | | | | |
| LAP | SECTOR 1 | SECTOR 2 | SECTOR 3 | LAP TIME | MPH | DIFF | TIME OF DAY |
| 1 - D1 | 27.965 | 50.808 | 16.599 | 1:35.372 | 74.70 | 7.891 | 09:56:43.515 |
| 2 - D1 | 26.615 | 54.040 | 15.821 | 1:36.476 | 73.84 | 8.995 | 09:58:19.991 |
| 3 - D1 | 25.787 | 48.612 | 15.456 | 1:29.855 | 79.29 | 2.374 | 09:59:49.846 |
| 4 - D1 | 25.552 | 46.907 | 15.156 | 1:27.615 (3) | 81.31 | 0.134 | 10:01:17.461 |
| 5 - D1 | 25.590 | 48.905 | 15.237 | 1:29.732 | 79.39 | 2.251 | 10:02:47.193 |
| 6 - D1 | 25.977 | 46.888 | 15.455 | 1:28.320 | 80.66 | 0.839 | 10:04:15.513 |
| 7 - D1 | 25.859 | 46.879 | 15.195 | 1:27.933 | 81.02 | 0.452 | 10:05:43.446 |
| 8 - D1 | 25.686 | 46.698 | IN PIT | 1:34.377 P | 75.49 | 6.896 | 10:07:17.823 |
| 9 - D1 | OUTLAP | 47.223 | 16.003 | 3:35.636 | 33.04 | 2:08.155 | 10:10:53.459 |
| 10 - D1 | 26.020 | 47.128 | 15.810 | 1:28.958 | 80.08 | 1.477 | 10:12:22.417 |
| 11 - D1 | 25.782 | 47.193 | 15.683 | 1:28.658 | 80.36 | 1.177 | 10:13:51.075 |
| 12 - D1 | 25.635 | 46.748 | 15.130 | 1:27.513 (2) | 81.41 | 0.032 | 10:15:18.588 |
| 13 - D1 | 25.834 | 47.259 | 15.877 | 1:28.970 | 80.07 | 1.489 | 10:16:47.558 |
| 14 - D1 | 25.789 | 46.356 | 15.336 | 1:27.481 (1) | 81.44 | | 10:18:15.039 |
| 15 - D1 | 25.505 | 47.048 | 15.483 | 1:28.036 | 80.92 | 0.555 | 10:19:43.075 |
| 16 - D1 | 26.060 | 47.187 | 15.517 | 1:28.764 | 80.26 | 1.283 | 10:21:11.839 |
| 17 - D1 | 25.955 | 46.970 | 17.487 | 1:30.412 | 78.80 | 2.931 | 10:22:42.251 |
| 18 - D1 | 26.166 | 47.778 | 15.422 | 1:29.366 | 79.72 | 1.885 | 10:24:11.617 |
| 19 - D1 | 25.836 | 46.540 | 15.357 | 1:27.733 | 81.20 | 0.252 | 10:25:39.350 |

Weather / Track : Sunny / Dry

Donington Park National
 Circuit Length = 1.9790 miles
 Start: 09:54 Flag 10:24 End: 10:26

MSVT Trackday Championship

QUALIFYING - RACE 4 - SECTOR ANALYSIS



SECTOR 1 = FL to I1, SECTOR 2 = I1 to I2, SECTOR 3 = I2 to FL, DIFF = Difference To Personal Best Lap, P = Crossed Finish Line in Pit Lane, D = Time Disallowed

| P29 99 G | | Moores Motors | | Ford Fiesta | | | |
|---------------------------|---------------|--------------------------|---------------|--------------------|------------------|----------|---------------------|
| IDEAL LAP TIME : 1:28.068 | | BEST LAP TIME : 1:28.598 | | DIFFERENCE : 0.530 | | | |
| D1: Paul BURN | | | | | | | |
| LAP | SECTOR 1 | SECTOR 2 | SECTOR 3 | LAP TIME | MPH | DIFF | TIME OF DAY |
| 1 - D1 | 30.055 | 50.708 | 16.356 | 1:37.119 | 73.35 | 8.521 | 09:56:42.331 |
| 2 - D1 | 27.379 | 49.620 | 16.670 | 1:33.669 | 76.06 | 5.071 | 09:58:16.000 |
| 3 - D1 | 27.119 | 51.652 | 15.946 | 1:34.717 | 75.22 | 6.119 | 09:59:50.717 |
| 4 - D1 | 26.819 | 48.472 | 15.680 | 1:30.971 | 78.31 | 2.373 | 10:01:21.688 |
| 5 - D1 | 26.464 | 47.899 | 15.296 | 1:29.659 | 79.46 | 1.061 | 10:02:51.347 |
| 6 - D1 | 26.529 | 47.347 | 15.565 | 1:29.441 | 79.65 | 0.843 | 10:04:20.788 |
| 7 - D1 | 25.945 | 46.959 | IN PIT | 1:38.941 | P 72.00 | 10.343 | 10:05:59.729 |
| 8 - D1 | OUTLAP | 48.009 | 15.874 | 2:41.943 | 43.99 | 1:13.345 | 10:08:41.672 |
| 9 - D1 | 26.490 | 47.216 | 15.349 | 1:29.055 | 80.00 | 0.457 | 10:10:10.727 |
| 10 - D1 | 26.122 | 47.924 | 15.327 | 1:29.373 | 79.71 | 0.775 | 10:11:40.100 |
| 11 - D1 | 25.987 | 47.673 | 15.632 | 1:29.292 | 79.79 | 0.694 | 10:13:09.392 |
| 12 - D1 | 26.045 | 47.802 | 15.637 | 1:29.484 | 79.61 | 0.886 | 10:14:38.876 |
| 13 - D1 | 26.847 | 47.102 | 15.482 | 1:29.431 | 79.66 | 0.833 | 10:16:08.307 |
| 14 - D1 | 26.445 | 46.976 | 15.489 | 1:28.910 | 80.13 | 0.312 | 10:17:37.217 |
| 15 - D1 | 26.382 | 46.855 | 15.558 | 1:28.795 | (3) 80.23 | 0.197 | 10:19:06.012 |
| 16 - D1 | 26.025 | 48.172 | 15.635 | 1:29.832 | 79.31 | 1.234 | 10:20:35.844 |
| 17 - D1 | 26.178 | 46.887 | 15.533 | 1:28.598 | (1) 80.41 | | 10:22:04.442 |
| 18 - D1 | 25.917 | 47.352 | 15.403 | 1:28.672 | (2) 80.34 | 0.074 | 10:23:33.114 |
| 19 - D1 | 27.798 | 47.168 | 16.281 | 1:31.247 | 78.08 | 2.649 | 10:25:04.361 |

Weather / Track : Sunny / Dry

Results can be found at www.tsl-timing.com

Page 15 of 15

Donington Park National
 Circuit Length = 1.9790 miles
 Start: 09:54 Flag 10:24 End: 10:26

Printed - 10:31 Saturday, 21 September 2019

MSVT Trackday Championship

QUALIFYING - RACE 4 - BEST SECTORS

| SECTOR 1 | | | SECTOR 2 | | | SECTOR 3 | | | IDEAL / BEST COMPARISON | | | | | | |
|----------|-----|----------------------|----------|-----|----------------------|----------|-----|----------------------|-------------------------|-----|-----|-----------------------|--------------------|-----------------|-------|
| POS | NO | NAME | TIME | NO | NAME | TIME | NO | NAME | TIME | POS | NO | NAME | IDEAL | BEST | DIFF |
| | | | | | | | | | | | | | PERFECT LAP | 1:20.234 | |
| 1 | 1 | Luke Reade Racing | 23.315 | 1 | Luke Reade Racing | 42.737 | 6 | FOZ Motorsport | 14.182 | 1 | 1 | Luke Reade Racing | 1:20.286 | 1:20.383 | 0.097 |
| 2 | 113 | Team Darkside | 23.478 | 113 | Team Darkside | 43.185 | 44 | Apple Car Centre | 14.221 | 2 | 113 | Team Darkside | 1:21.104 | 1:21.578 | 0.474 |
| 3 | 6 | FOZ Motorsport | 23.595 | 93 | Bigskidz Racing Tea | 43.219 | 93 | Bigskidz Racing Tea | 14.232 | 3 | 93 | Bigskidz Racing Tear | 1:21.195 | 1:21.387 | 0.192 |
| 4 | 44 | Apple Car Centre | 23.612 | 45 | FTP Motorsport | 43.364 | 1 | Luke Reade Racing | 14.234 | 4 | 44 | Apple Car Centre | 1:21.268 | 1:21.702 | 0.434 |
| 5 | 93 | Bigskidz Racing Tea | 23.744 | 44 | Apple Car Centre | 43.435 | 47 | JRG Racing | 14.260 | 5 | 6 | FOZ Motorsport | 1:21.324 | 1:21.556 | 0.232 |
| 6 | 121 | R-Tech Welding Rac | 23.744 | 121 | R-Tech Welding Rac | 43.496 | 134 | DR Racing | 14.265 | 6 | 121 | R-Tech Welding Racir | 1:21.509 | 1:21.678 | 0.169 |
| 7 | 60 | Team Bacon Butty F | 23.747 | 6 | FOZ Motorsport | 43.547 | 121 | R-Tech Welding Rac | 14.269 | 7 | 45 | FTP Motorsport | 1:21.849 | 1:22.195 | 0.346 |
| 8 | 53 | Team Norfolk | 23.852 | 34 | SW Motorsports | 43.676 | 60 | Team Bacon Butty F | 14.308 | 8 | 60 | Team Bacon Butty Ra | 1:21.982 | 1:22.322 | 0.340 |
| 9 | 144 | Foz Motorsport | 23.931 | 53 | Team Norfolk | 43.696 | 116 | G&M Motorsport | 14.328 | 9 | 134 | DR Racing | 1:22.091 | 1:22.395 | 0.304 |
| 10 | 134 | DR Racing | 23.939 | 12 | Pro-Am Racing | 43.746 | 88 | Simply Car Sales - L | 14.372 | 10 | 116 | G&M Motorsport | 1:22.118 | 1:22.389 | 0.271 |
| 11 | 12 | Pro-Am Racing | 23.957 | 116 | G&M Motorsport | 43.799 | 144 | Foz Motorsport | 14.438 | 11 | 12 | Pro-Am Racing | 1:22.198 | 1:22.357 | 0.159 |
| 12 | 116 | G&M Motorsport | 23.991 | 134 | DR Racing | 43.887 | 113 | Team Darkside | 14.441 | 12 | 53 | Team Norfolk | 1:22.253 | 1:22.387 | 0.134 |
| 13 | 47 | JRG Racing | 24.003 | 144 | Foz Motorsport | 43.893 | 45 | FTP Motorsport | 14.467 | 13 | 144 | Foz Motorsport | 1:22.262 | 1:22.583 | 0.321 |
| 14 | 69 | White Knight Racing | 24.016 | 60 | Team Bacon Butty F | 43.927 | 12 | Pro-Am Racing | 14.495 | 14 | 34 | SW Motorsports | 1:22.387 | 1:22.981 | 0.594 |
| 15 | 45 | FTP Motorsport | 24.018 | 88 | Simply Car Sales - L | 43.931 | 34 | SW Motorsports | 14.656 | 15 | 47 | JRG Racing | 1:22.541 | 1:22.541 | 0.000 |
| 16 | 34 | SW Motorsports | 24.055 | 146 | Foz Motorsport | 44.016 | 25 | Greenstar Racing - S | 14.663 | 16 | 88 | Simply Car Sales - Da | 1:22.586 | 1:22.969 | 0.383 |
| 17 | 37 | Team Banana Racir | 24.151 | 47 | JRG Racing | 44.278 | 66 | Finsport Premier Ra | 14.665 | 17 | 146 | Foz Motorsport | 1:22.858 | 1:22.894 | 0.036 |
| 18 | 146 | Foz Motorsport | 24.154 | 37 | Team Banana Racir | 44.407 | 146 | Foz Motorsport | 14.688 | 18 | 69 | White Knight Racing | 1:23.223 | 1:23.447 | 0.224 |
| 19 | 66 | Finsport Premier Ra | 24.155 | 69 | White Knight Racing | 44.487 | 53 | Team Norfolk | 14.705 | 19 | 66 | Finsport Premier Raci | 1:23.327 | 1:23.496 | 0.169 |
| 20 | 88 | Simply Car Sales - L | 24.283 | 66 | Finsport Premier Ra | 44.507 | 69 | White Knight Racing | 14.720 | 20 | 37 | Team Banana Racing | 1:23.339 | 1:23.550 | 0.211 |
| 21 | 57 | LWD Racing | 24.399 | 25 | Greenstar Racing - S | 44.941 | 37 | Team Banana Racir | 14.781 | 21 | 57 | LWD Racing | 1:24.425 | 1:24.864 | 0.439 |
| 22 | 25 | Greenstar Racing - S | 24.866 | 57 | LWD Racing | 44.976 | 26 | Ronan Quinn Racing | 14.859 | 22 | 25 | Greenstar Racing - St | 1:24.470 | 1:24.883 | 0.413 |
| 23 | 26 | Ronan Quinn Racing | 24.966 | 26 | Ronan Quinn Racing | 45.203 | 57 | LWD Racing | 15.050 | 23 | 26 | Ronan Quinn Racing | 1:25.028 | 1:25.096 | 0.068 |
| 24 | 193 | 93R Motorsport | 25.244 | 56 | Phil Burden Racing | 45.501 | 27 | Beaufort Racing | 15.130 | 24 | 56 | Phil Burden Racing | 1:25.991 | 1:26.201 | 0.210 |
| 25 | 68 | Matt Wright Racing | 25.244 | 193 | 93R Motorsport | 45.941 | 75 | Old Boy Racing | 15.161 | 25 | 68 | Matt Wright Racing | 1:26.497 | 1:27.094 | 0.597 |
| 26 | 56 | Phil Burden Racing | 25.326 | 68 | Matt Wright Racing | 45.989 | 56 | Phil Burden Racing | 15.164 | 26 | 193 | 93R Motorsport | 1:26.525 | 1:26.605 | 0.080 |
| 27 | 75 | Old Boy Racing | 25.504 | 75 | Old Boy Racing | 46.056 | 68 | Matt Wright Racing | 15.264 | 27 | 75 | Old Boy Racing | 1:26.721 | 1:26.967 | 0.246 |
| 28 | 27 | Beaufort Racing | 25.505 | 27 | Beaufort Racing | 46.356 | 99 | Moores Motors | 15.296 | 28 | 27 | Beaufort Racing | 1:26.991 | 1:27.481 | 0.490 |
| 29 | 99 | Moores Motors | 25.917 | 99 | Moores Motors | 46.855 | 193 | 93R Motorsport | 15.340 | 29 | 99 | Moores Motors | 1:28.068 | 1:28.598 | 0.530 |

Weather / Track : Sunny / Dry

Donington Park National
Circuit Length = 1.9790 miles
Start: 09:54 Flag 10:24 End: 10:26

Results can be found at www.tsl-timing.com

Printed - 10:35 Saturday, 21 September 2019

MSVT Trackday Championship

QUALIFYING - RACE 4 - STATISTICS

Competitors Started 29
Planned Start 2019-09-21 @ 10:00:00.000
Actual Start 2019-09-21 @ 09:54:27.316
Finish Time 2019-09-21 @ 10:24:30.058
Track Length 1.9790mi.
Total Laps 522
Total Distance Covered 1033.0731mi.

Session Fastest Lap History

| NO | CL | NAME | LAP TIME | TIME OF DAY | LAP | VEHICLE |
|----|----|---|-----------------|--------------|-----|-------------------|
| 6 | G | FOZ Motorsport <i>B. BURNS</i> | 1:27.372 | 09:56:23.991 | 1 | Renault X98 Gen 4 |
| 1 | B | Luke Reade Racing <i>L. READE</i> | 1:27.304 | 09:56:30.029 | 1 | BMW 130i |
| 6 | G | FOZ Motorsport <i>B. BURNS</i> | 1:21.813 | 09:57:45.804 | 2 | Renault X98 Gen 4 |
| 6 | G | FOZ Motorsport <i>B. BURNS</i> | 1:21.708 | 10:00:29.394 | 4 | Renault X98 Gen 4 |
| 1 | B | Luke Reade Racing <i>L. READE</i> | 1:21.433 | 10:00:36.399 | 4 | BMW 130i |
| 1 | B | Luke Reade Racing <i>L. READE</i> | 1:20.991 | 10:01:57.390 | 5 | BMW 130i |
| 1 | B | Luke Reade Racing <i>L. READE</i> | 1:20.383 | 10:03:17.772 | 6 | BMW 130i |

Flag History

| TYPE | TIME OF DAY |
|--------|--------------|
| GREEN | 09:54:27.316 |
| FINISH | 10:24:30.058 |

Flag Statistics

| TYPE | COUNT | TOTAL LAPS | TOTAL TIME |
|------------|-------|------------|------------|
| Green | 1 | 21 | 31:35.786 |
| Red | 0 | 0 | 0.000 |
| Safety Car | 0 | 0 | 0.000 |
| FCY | 0 | 0 | 0.000 |

Weather / Track : Sunny / Dry

These results are provisional until the conclusion of any judicial and technical matters.

Donington Park National
Circuit Length = 1.9790 miles
Start: 09:54 Flag 10:24 End: 10:26

| | |
|-------------------|--------------|
| Clerk Of Course : | Timekeeper : |
|-------------------|--------------|

MSVT Trackday Championship

QUALIFYING - RACE 4 - STATISTICS

CLASS : B

11 Starters

Fastest Lap History

| NO | NAME | LAP TIME | TIME OF DAY | LAP | VEHICLE |
|----|---|-----------------|--------------|-----|--------------|
| 53 | Team Norfolk <i>K. STIRLING</i> | 1:29.596 | 09:56:25.397 | 1 | Renault Clio |
| 34 | SW Motorsports <i>T. EVANS</i> | 1:29.134 | 09:56:27.944 | 1 | Honda Civic |
| 1 | Luke Reade Racing <i>L. READE</i> | 1:27.304 | 09:56:30.029 | 1 | BMW 130i |
| 53 | Team Norfolk <i>K. STIRLING</i> | 1:22.387 | 09:57:47.784 | 2 | Renault Clio |
| 1 | Luke Reade Racing <i>L. READE</i> | 1:22.331 | 09:59:14.966 | 3 | BMW 130i |
| 1 | Luke Reade Racing <i>L. READE</i> | 1:21.433 | 10:00:36.399 | 4 | BMW 130i |
| 1 | Luke Reade Racing <i>L. READE</i> | 1:20.991 | 10:01:57.390 | 5 | BMW 130i |
| 1 | Luke Reade Racing <i>L. READE</i> | 1:20.383 | 10:03:17.772 | 6 | BMW 130i |

Weather / Track : Sunny / Dry

These results are provisional until the conclusion of any judicial and technical matters.

Donington Park National
Circuit Length = 1.9790 miles
Start: 09:54 Flag 10:24 End: 10:26

| | | |
|-------------------|--|--------------|
| Clerk Of Course : | | Timekeeper : |
|-------------------|--|--------------|

MSVT Trackday Championship

QUALIFYING - RACE 4 - STATISTICS

CLASS : G

3 Starters

Fastest Lap History

| NO | NAME | LAP TIME | TIME OF DAY | LAP | VEHICLE |
|----|--|-----------------|--------------|-----|-------------------|
| 6 | FOZ Motorsport <i>B. BURNS</i> | 1:27.372 | 09:56:23.991 | 1 | Renault X98 Gen 4 |
| 6 | FOZ Motorsport <i>B. BURNS</i> | 1:21.813 | 09:57:45.804 | 2 | Renault X98 Gen 4 |
| 6 | FOZ Motorsport <i>B. BURNS</i> | 1:21.708 | 10:00:29.394 | 4 | Renault X98 Gen 4 |
| 6 | FOZ Motorsport <i>B. BURNS</i> | 1:21.653 | 10:03:12.962 | 6 | Renault X98 Gen 4 |
| 6 | FOZ Motorsport <i>B. BURNS</i> | 1:21.556 | 10:13:01.548 | 11 | Renault X98 Gen 4 |

Weather / Track : Sunny / Dry

These results are provisional until the conclusion of any judicial and technical matters.

Donington Park National
Circuit Length = 1.9790 miles
Start: 09:54 Flag 10:24 End: 10:26

Clerk Of Course :

Timekeeper :

MSVT Trackday Championship

QUALIFYING - RACE 4 - STATISTICS

CLASS : C

8 Starters

Fastest Lap History

| NO | NAME | LAP TIME | TIME OF DAY | LAP | VEHICLE |
|-----|--|-----------------|--------------|-----|--------------------|
| 146 | Foz Motorsport <i>S. HARRISON</i> | 1:30.520 | 09:56:27.004 | 1 | Renault Clio |
| 69 | White Knight Racing <i>A. HARDING</i> | 1:29.271 | 09:56:29.499 | 1 | Honda Civic Type R |
| 116 | G&M Motorsport <i>S. GAY</i> | 1:27.489 | 09:56:30.661 | 1 | Honda Civic |
| 146 | Foz Motorsport <i>S. HARRISON</i> | 1:23.729 | 09:57:50.734 | 2 | Renault Clio |
| 144 | Foz Motorsport <i>P. BENNETT</i> | 1:23.024 | 09:59:04.511 | 2 | Renault Clio |
| 60 | Team Bacon Butty Racing <i>A. BALL</i> | 1:22.947 | 10:02:38.383 | 5 | Porsche 968 |
| 60 | Team Bacon Butty Racing <i>A. BALL</i> | 1:22.322 | 10:04:00.704 | 6 | Porsche 968 |

Weather / Track : Sunny / Dry

These results are provisional until the conclusion of any judicial and technical matters.

Donington Park National
Circuit Length = 1.9790 miles
Start: 09:54 Flag 10:24 End: 10:26

| | | |
|-------------------|--|--------------|
| Clerk Of Course : | | Timekeeper : |
|-------------------|--|--------------|

MSVT Trackday Championship

QUALIFYING - RACE 4 - STATISTICS

CLASS : D

7 Starters

Fastest Lap History

| NO | NAME | LAP TIME | TIME OF DAY | LAP | VEHICLE |
|----|---|-----------------|--------------|-----|---------------------|
| 25 | Greenstar Racing - Supatune <i>R. BURNHAM</i> | 1:32.526 | 09:56:34.923 | 1 | Ford Fieta |
| 75 | Old Boy Racing <i>M. DEVINE</i> | 1:32.106 | 09:56:36.076 | 1 | Ford Fiesta Zetec S |
| 25 | Greenstar Racing - Supatune <i>R. BURNHAM</i> | 1:25.401 | 09:58:00.325 | 2 | Ford Fieta |
| 26 | Ronan Quinn Racing <i>R. QUINN</i> | 1:25.207 | 10:10:21.769 | 9 | Ford Fiesta |
| 25 | Greenstar Racing - Supatune <i>R. BURNHAM</i> | 1:24.965 | 10:11:26.865 | 10 | Ford Fieta |
| 25 | Greenstar Racing - Supatune <i>R. BURNHAM</i> | 1:24.883 | 10:18:33.341 | 15 | Ford Fieta |

Weather / Track : Sunny / Dry


These results are provisional until the conclusion of any judicial and technical matters.

Donington Park National
Circuit Length = 1.9790 miles
Start: 09:54 Flag 10:24 End: 10:26

| | | |
|-------------------|--|--------------|
| Clerk Of Course : | | Timekeeper : |
|-------------------|--|--------------|

MSVT Trackday Championship

RACE 4 - GRID (45 minutes)

| | | | |
|--|----|---|--|
| ROW 16 | 31 | 94 Roca Racing | |
| ROW 15 | 29 | 99 1:28.598 Moores Motors | 30 17 Moores Motors |
| ROW 14 | 27 | 68 1:27.094 Matt Wright Racing | 28 27 1:27.481 Beaufort Racing |
| ROW 13 | 25 | 193 1:26.605 93R Motorsport | 26 75 1:26.967 Old Boy Racing |
| ROW 12 | 23 | 26 1:25.096 Ronan Quinn Racing | 24 56 1:26.201 Phil Burden Racing |
| ROW 11 | 21 | 57 1:24.864 LWD Racing | 22 25 1:24.883 Greenstar Racing - Supatune |
| ROW 10 | 19 | 66 1:23.496 Finsport Premier Racing | 20 37 1:23.550 Team Banana Racing |
| ROW 9 | 17 | 34 1:22.981 SW Motorsports | 18 69 1:23.447 White Knight Racing |
| ROW 8 | 15 | 146 1:22.894 Foz Motorsport | 16 88 1:22.969 Simply Car Sales - Daniels Motorsport |
| ROW 7 | 13 | 47 1:22.541 JRG Racing | 14 144 1:22.583 Foz Motorsport |
| ROW 6 | 11 | 116 1:22.389 G&M Motorsport | 12 134 1:22.395 DR Racing |
| ROW 5 | 9 | 12 1:22.357 Pro-Am Racing | 10 53 1:22.387 Team Norfolk |
| ROW 4 | 7 | 45 1:22.195 FTP Motorsport | 8 60 1:22.322 Team Bacon Butty Racing |
| ROW 3 | 5 | 121 1:21.678 R-Tech Welding Racing | 6 44 1:21.702 Apple Car Centre |
| ROW 2 | 3 | 6 1:21.556 FOZ Motorsport | 4 113 1:21.578 Team Darkside |
| ROW 1 | 1 | 1 1:20.383 Luke Reade Racing | 2 93 1:21.387 Bigskidz Racing Team |
| Pole | | | |
|  | | | |

Donington Park National
Circuit Length = 1.9790 miles

These results are provisional until the conclusion of any judicial and technical matters.

| | | |
|-------------------|-----------|--------------|
| Clerk Of Course : | Steward : | Timekeeper : |
| | | |

MSVT Trackday Championship

RACE 4 - CLASSIFICATION

| POS | NO | CL | PIC | TEAM / DRIVERS | CAR | LAPS | TIME | GAP | DIFF | MPH | BEST | ON |
|-----|-----|-----|-----|---|---------------------|------|-----------|----------|--------|-------|----------|----|
| 1 | 1 | B | 1 | Luke Reade Racing Luke READE | BMW 130i | 32 | 46:18.883 | | | 81.99 | 1:21.595 | 27 |
| 2 | 6 | B | 2 | FOZ Motorsport Bradley BURNS | Renault X98 Gen 4 | 32 | 46:23.110 | 4.227 | 4.227 | 81.86 | 1:22.069 | 25 |
| 3 | 93 | B | 3 | Bigskidz Racing Team Kester COOK | Ford Fiesta | 32 | 46:25.473 | 6.590 | 2.363 | 81.80 | 1:21.866 | 16 |
| 4 | 44 | B | 4 | Apple Car Centre Jordan HONEYBONE / Ray HONEYBONE | Renault Clio | 32 | 46:28.729 | 9.846 | 3.256 | 81.70 | 1:21.628 | 27 |
| 5 | 45 | B | 5 | FTP Motorsport Chris PAYNE | Caterham Super 7 | 32 | 46:29.209 | 10.326 | 0.480 | 81.69 | 1:21.353 | 10 |
| 6 | 113 | B | 6 | Team Darkside Scott PARKIN | Seat Ibiza TDI | 32 | 46:31.214 | 12.331 | 2.005 | 81.63 | 1:22.002 | 27 |
| 7 | 134 | G | 1 | DR Racing Dan ROGERS | Mazda MX5 | 32 | 46:39.144 | 20.261 | 7.930 | 81.40 | 1:22.809 | 15 |
| 8 | 121 | B | 7 | R-Tech Welding Racing Ben DAVIS | Clio X98 Gen 4 | 32 | 46:49.633 | 30.750 | 10.489 | 81.09 | 1:22.143 | 28 |
| 9 | 34 | B | 8 | SW Motorsports Tim EVANS / George ALP-WILLIAMS | Honda Civic | 32 | 47:10.010 | 51.127 | 20.377 | 80.51 | 1:22.828 | 7 |
| 10 | 146 | C | 1 | Foz Motorsport Simon HARRISON | Renault Clio | 32 | 47:13.928 | 55.045 | 3.918 | 80.40 | 1:23.417 | 30 |
| 11 | 116 | * C | 2 | G&M Motorsport Sam GAY | Honda Civic | 32 | 47:18.339 | 59.456 | 4.411 | 80.27 | 1:23.408 | 22 |
| 12 | 144 | C | 3 | Foz Motorsport Pete BENNETT | Renault Clio | 32 | 47:29.394 | 1:10.511 | 11.055 | 79.96 | 1:23.143 | 7 |
| 13 | 69 | C | 4 | White Knight Racing Aaron HARDING / David SLATER | Honda Civic Type R | 32 | 47:30.553 | 1:11.670 | 1.159 | 79.93 | 1:23.887 | 11 |
| 14 | 60 | C | 5 | Team Bacon Butty Racing Andrew BALL / Thomas Stephen MOORE | Porsche 968 | 32 | 47:44.554 | 1:25.671 | 14.001 | 79.54 | 1:23.074 | 12 |
| 15 | 37 | C | 6 | Team Banana Racing Will JACKSON-MOORE | Renault Clio | 31 | 46:27.698 | 1 Lap | 1 Lap | 79.17 | 1:24.017 | 21 |
| 16 | 66 | * B | 9 | Finsport Premier Racing Richard CLARKE | Renault Clio | 31 | 46:37.849 | 1 Lap | 10.151 | 78.89 | 1:23.865 | 13 |
| 17 | 12 | C | 7 | Pro-Am Racing Ben JOHANSSON / Scott THOMPSON | Renault Clio | 31 | 46:38.501 | 1 Lap | 0.652 | 78.87 | 1:23.786 | 8 |
| 18 | 26 | D | 1 | Ronan Quinn Racing Ronan QUINN | Ford Fiesta | 31 | 47:12.214 | 1 Lap | 33.713 | 77.93 | 1:26.273 | 27 |
| 19 | 57 | C | 8 | LWD Racing Gary LITTLEWOOD | Ford Fiesta | 31 | 47:24.892 | 1 Lap | 12.678 | 77.58 | 1:25.545 | 23 |
| 20 | 193 | D | 2 | 93R Motorsport Jack YOUHILL | Ford Fiesta | 31 | 47:40.294 | 1 Lap | 15.402 | 77.16 | 1:27.134 | 20 |
| 21 | 53 | B | 10 | Team Norfolk Kevin STIRLING | Renault Clio | 30 | 46:21.219 | 2 Laps | 1 Lap | 76.80 | 1:23.366 | 8 |
| 22 | 75 | D | 3 | Old Boy Racing Mike DEVINE | Ford Fiesta Zetec S | 30 | 46:35.815 | 2 Laps | 14.596 | 76.40 | 1:27.036 | 19 |
| 23 | 27 | D | 4 | Beaufort Racing Shaun ANDREWS / Clive GOLDTHORPE | Ford Fiesta | 30 | 47:25.877 | 2 Laps | 50.062 | 75.05 | 1:28.207 | 12 |
| 24 | 99 | G | 2 | Moores Motors Paul BURN | Ford Fiesta | 29 | 46:38.447 | 3 Laps | 1 Lap | 73.78 | 1:30.123 | 29 |

NOT CLASSIFIED

| | | | | | | | | | | | | |
|-----|----|-----|--|---|----------------|----|-----------|---------|---------|-------|----------|----|
| DNF | 88 | * B | | Simply Car Sales - Daniels Motorsport John COOPER / Alistair KELLETT | Ford Fiesta | 29 | 43:34.920 | 3 Laps | | 78.96 | 1:23.255 | 3 |
| DNF | 56 | D | | Phil Burden Racing Phil BURDEN | Ford Fiesta ST | 21 | 35:54.982 | 11 Laps | 8 Laps | 69.36 | 1:26.633 | 12 |
| DNF | 25 | D | | Greenstar Racing - Supatune Rob BURNHAM / Tom STARKEY | Ford Fieta | 2 | 3:12.465 | 30 Laps | 19 Laps | 73.32 | 1:34.785 | 2 |
| DNF | 47 | B | | JRG Racing James GOODALL | VW Golf | 0 | | | | | | |

FASTEST LAP

| | | | | | | | | | | | | |
|-----|---|--|--|---|------------------|----|----------|--|-----------|--|------------|--|
| 45 | B | | | FTP Motorsport Chris PAYNE | Caterham Super 7 | 10 | 1:21.353 | | 87.57 mph | | 140.94 kph | |
| 134 | G | | | DR Racing Dan ROGERS | Mazda MX5 | 15 | 1:22.809 | | 86.03 mph | | 138.46 kph | |
| 60 | C | | | Team Bacon Butty Racing Andrew BALL / Thomas Stephen MOORE | Porsche 968 | 12 | 1:23.074 | | 85.76 mph | | 138.02 kph | |
| 26 | D | | | Ronan Quinn Racing Ronan QUINN | Ford Fiesta | 27 | 1:26.273 | | 82.58 mph | | 132.90 kph | |

Weather / Track : Sunny / Dry

These results are provisional until the conclusion of any judicial and technical matters.

Donington Park National
Circuit Length = 1.9790 miles
Start: 14:43 Flag 15:29 End: 15:32

| | | | |
|-------------------|--|--------------|--|
| Clerk Of Course : | | Timekeeper : | |
|-------------------|--|--------------|--|

MSVT Trackday Championship

RACE 4 - CLASSIFICATION

Car 116 - 5 second time penalty - track limits

Car 88 - 32 second time penalty - failure to serve drive through penalty

Car 66 - 5 second time penalty - track limits

Weather / Track : Sunny / Dry

These results are provisional until the conclusion of any judicial and technical matters.

Donington Park National
Circuit Length = 1.9790 miles
Start: 14:43 Flag 15:29 End: 15:32

| | | |
|-------------------|--|--------------|
| Clerk Of Course : | | Timekeeper : |
|-------------------|--|--------------|

MSVT Trackday Championship

RACE 4 - CLASSIFICATION - AMENDED

| POS | NO | CL | PIC | TEAM / DRIVERS | CAR | LAPS | TIME | GAP | DIFF | MPH | BEST | ON |
|-----|-----|-----|-----|---|---------------------|------|-----------|----------|--------|-------|----------|----|
| 1 | 1 | B | 1 | Luke Reade Racing Luke READE | BMW 130i | 32 | 46:18.883 | | | 81.99 | 1:21.595 | 27 |
| 2 | 6 | B | 2 | FOZ Motorsport Bradley BURNS | Renault X98 Gen 4 | 32 | 46:23.110 | 4.227 | 4.227 | 81.86 | 1:22.069 | 25 |
| 3 | 93 | B | 3 | Bigskidz Racing Team Kester COOK | Ford Fiesta | 32 | 46:25.473 | 6.590 | 2.363 | 81.80 | 1:21.866 | 16 |
| 4 | 44 | B | 4 | Apple Car Centre Jordan HONEYBONE / Ray HONEYBONE | Renault Clio | 32 | 46:28.729 | 9.846 | 3.256 | 81.70 | 1:21.628 | 27 |
| 5 | 45 | B | 5 | FTP Motorsport Chris PAYNE | Caterham Super 7 | 32 | 46:29.209 | 10.326 | 0.480 | 81.69 | 1:21.353 | 10 |
| 6 | 113 | B | 6 | Team Darkside Scott PARKIN | Seat Ibiza TDI | 32 | 46:31.214 | 12.331 | 2.005 | 81.63 | 1:22.002 | 27 |
| 7 | 134 | G | 1 | DR Racing Dan ROGERS | Mazda MX5 | 32 | 46:39.144 | 20.261 | 7.930 | 81.40 | 1:22.809 | 15 |
| 8 | 121 | B | 7 | R-Tech Welding Racing Ben DAVIS | Clio X98 Gen 4 | 32 | 46:49.633 | 30.750 | 10.489 | 81.09 | 1:22.143 | 28 |
| 9 | 34 | B | 8 | SW Motorsports Tim EVANS / George ALP-WILLIAMS | Honda Civic | 32 | 47:10.010 | 51.127 | 20.377 | 80.51 | 1:22.828 | 7 |
| 10 | 146 | C | 1 | Foz Motorsport Simon HARRISON | Renault Clio | 32 | 47:13.928 | 55.045 | 3.918 | 80.40 | 1:23.417 | 30 |
| 11 | 116 | * C | 2 | G&M Motorsport Sam GAY | Honda Civic | 32 | 47:18.339 | 59.456 | 4.411 | 80.27 | 1:23.408 | 22 |
| 12 | 69 | C | 3 | White Knight Racing Aaron HARDING / David SLATER | Honda Civic Type R | 32 | 47:30.553 | 1:11.670 | 12.214 | 79.93 | 1:23.887 | 11 |
| 13 | 60 | C | 4 | Team Bacon Butty Racing Andrew BALL / Thomas Stephen MOORE | Porsche 968 | 32 | 47:44.554 | 1:25.671 | 14.001 | 79.54 | 1:23.074 | 12 |
| 14 | 37 | C | 5 | Team Banana Racing Will JACKSON-MOORE | Renault Clio | 31 | 46:27.698 | 1 Lap | 1 Lap | 79.17 | 1:24.017 | 21 |
| 15 | 66 | * B | 9 | Finsport Premier Racing Richard CLARKE | Renault Clio | 31 | 46:37.849 | 1 Lap | 10.151 | 78.89 | 1:23.865 | 13 |
| 16 | 12 | C | 6 | Pro-Am Racing Ben JOHANSSON / Scott THOMPSON | Renault Clio | 31 | 46:38.501 | 1 Lap | 0.652 | 78.87 | 1:23.786 | 8 |
| 17 | 26 | D | 1 | Ronan Quinn Racing Ronan QUINN | Ford Fiesta | 31 | 47:12.214 | 1 Lap | 33.713 | 77.93 | 1:26.273 | 27 |
| 18 | 57 | C | 7 | LWD Racing Gary LITTLEWOOD | Ford Fiesta | 31 | 47:24.892 | 1 Lap | 12.678 | 77.58 | 1:25.545 | 23 |
| 19 | 193 | D | 2 | 93R Motorsport Jack YOUHILL | Ford Fiesta | 31 | 47:40.294 | 1 Lap | 15.402 | 77.16 | 1:27.134 | 20 |
| 20 | 53 | B | 10 | Team Norfolk Kevin STIRLING | Renault Clio | 30 | 46:21.219 | 2 Laps | 1 Lap | 76.80 | 1:23.366 | 8 |
| 21 | 75 | D | 3 | Old Boy Racing Mike DEVINE | Ford Fiesta Zetec S | 30 | 46:35.815 | 2 Laps | 14.596 | 76.40 | 1:27.036 | 19 |
| 22 | 27 | D | 4 | Beaufort Racing Shaun ANDREWS / Clive GOLDTHORPE | Ford Fiesta | 30 | 47:25.877 | 2 Laps | 50.062 | 75.05 | 1:28.207 | 12 |
| 23 | 99 | G | 2 | Moores Motors Paul BURN | Ford Fiesta | 29 | 46:38.447 | 3 Laps | 1 Lap | 73.78 | 1:30.123 | 29 |

NOT CLASSIFIED

| | | | | | | | | | | | | |
|-----|-----|-----|--|---|----------------|----|-----------|---------|---------|-------|----------|----|
| DNF | 88 | * B | | Simply Car Sales - Daniels Motorsport John COOPER / Alistair KELLETT | Ford Fiesta | 29 | 43:34.920 | 3 Laps | | 78.96 | 1:23.255 | 3 |
| DNF | 56 | D | | Phil Burden Racing Phil BURDEN | Ford Fiesta ST | 21 | 35:54.982 | 11 Laps | 8 Laps | 69.36 | 1:26.633 | 12 |
| DNF | 25 | D | | Greenstar Racing - Supatune Rob BURNHAM / Tom STARKEY | Ford Fieta | 2 | 3:12.465 | 30 Laps | 19 Laps | 73.32 | 1:34.785 | 2 |
| DNF | 47 | B | | JRG Racing James GOODALL | VW Golf | 0 | | | | | | |
| DQ | 144 | C | | Foz Motorsport Pete BENNETT | Renault Clio | 0 | | | | | | |

FASTEST LAP

| | | | | | | | | | | | | |
|-----|---|--|--|---|------------------|----|----------|--|--|-----------|------------|--|
| 45 | B | | | FTP Motorsport Chris PAYNE | Caterham Super 7 | 10 | 1:21.353 | | | 87.57 mph | 140.94 kph | |
| 134 | G | | | DR Racing Dan ROGERS | Mazda MX5 | 15 | 1:22.809 | | | 86.03 mph | 138.46 kph | |
| 60 | C | | | Team Bacon Butty Racing Andrew BALL / Thomas Stephen MOORE | Porsche 968 | 12 | 1:23.074 | | | 85.76 mph | 138.02 kph | |
| 26 | D | | | Ronan Quinn Racing Ronan QUINN | Ford Fiesta | 27 | 1:26.273 | | | 82.58 mph | 132.90 kph | |

Weather / Track : Sunny / Dry

These results are provisional until the conclusion of any judicial and technical matters.

Donington Park National
Circuit Length = 1.9790 miles
Start: 14:43 Flag 15:29 End: 15:32

| | | | |
|-------------------|--|--------------|--|
| Clerk Of Course : | | Timekeeper : | |
|-------------------|--|--------------|--|

MSVT Trackday Championship

RACE 4 - CLASSIFICATION

Car 116 - 5 second time penalty - track limits

Car 88 - 32 second time penalty - failure to serve drive through penalty

Car 66 - 5 second time penalty - track limits

Car 144 - Disqualified in line with Motorsport UK Regulation C3.1.1 for failing post race scrutineering

Weather / Track : Sunny / Dry

These results are provisional until the conclusion of any judicial and technical matters.

Donington Park National
Circuit Length = 1.9790 miles
Start: 14:43 Flag 15:29 End: 15:32

| | | |
|-------------------|--|--------------|
| Clerk Of Course : | | Timekeeper : |
|-------------------|--|--------------|

MSVT Trackday Championship

RACE 4 - LAP CHART

| LAP 1 @ 14:44:57.003 | | | LAP 2 @ 14:46:20.260 | | | LAP 3 @ 14:47:44.043 | | | LAP 4 @ 14:49:07.334 | | | LAP 5 @ 14:50:29.771 | | |
|----------------------|--------|----------|----------------------|--------|----------|----------------------|--------|----------|----------------------|--------|----------|----------------------|--------|----------|
| NO | BEHIND | LAP TIME | NO | BEHIND | LAP TIME | NO | BEHIND | LAP TIME | NO | BEHIND | LAP TIME | NO | BEHIND | LAP TIME |
| 1 | | 1:27.721 | 1 | | 1:23.257 | 1 | | 1:23.783 | 1 | | 1:23.291 | 1 | | 1:22.437 |
| 6 | 0.178 | 1:27.899 | 6 | 0.273 | 1:23.352 | 6 | 1.280 | 1:24.790 | 6 | 0.870 | 1:22.881 | 6 | 0.789 | 1:22.356 |
| 113 | 0.921 | 1:28.642 | 113 | 0.959 | 1:23.295 | 113 | 1.328 | 1:24.152 | 113 | 1.409 | 1:23.372 | 113 | 1.399 | 1:22.427 |
| 93 | 1.492 | 1:29.213 | 93 | 1.453 | 1:23.218 | 121 | 1.451 | 1:23.401 | 121 | 1.777 | 1:23.617 | 121 | 1.841 | 1:22.501 |
| 121 | 2.030 | 1:29.751 | 121 | 1.833 | 1:23.060 | 93 | 1.612 | 1:23.942 | 93 | 2.168 | 1:23.847 | 93 | 2.223 | 1:22.492 |
| 44 | 2.394 | 1:30.115 | 44 | 2.587 | 1:23.450 | 44 | 2.329 | 1:23.525 | 44 | 2.779 | 1:23.741 | 44 | 3.431 | 1:23.089 |
| 60 | 3.023 | 1:30.744 | 60 | 3.886 | 1:24.120 | 60 | 3.758 | 1:23.655 | 60 | 4.002 | 1:23.535 | 60 | 5.836 | 1:24.271 |
| 53 | 3.432 | 1:31.153 | 53 | 4.413 | 1:24.238 | 53 | 4.399 | 1:23.769 | 53 | 5.261 | 1:24.153 | 53 | 7.358 | 1:24.534 |
| 116 | 4.332 | 1:32.053 | 116 | 4.931 | 1:23.856 | 116 | 4.635 | 1:23.487 | 116 | 5.707 | 1:24.363 | 45 | 7.504 | 1:22.777 |
| 134 | 4.968 | 1:32.689 | 134 | 5.326 | 1:23.615 | 134 | 4.980 | 1:23.437 | 134 | 6.043 | 1:24.354 | 134 | 7.980 | 1:24.374 |
| 144 | 5.337 | 1:33.058 | 144 | 6.118 | 1:24.038 | 144 | 5.578 | 1:23.243 | 144 | 7.022 | 1:24.735 | 116 | 8.210 | 1:24.940 |
| 88 | 5.447 | 1:33.168 | 88 | 6.618 | 1:24.428 | 88 | 6.090 | 1:23.255 | 45 | 7.164 | 1:22.883 | 144 | 8.747 | 1:24.162 |
| 34 | 7.352 | 1:35.073 | 34 | 7.560 | 1:23.465 | 34 | 7.293 | 1:23.516 | 34 | 8.265 | 1:24.263 | 34 | 9.025 | 1:23.197 |
| 69 | 7.677 | 1:35.398 | 45 | 9.132 | 1:24.107 | 45 | 7.572 | 1:22.223 | 88 | 8.804 | 1:26.005 | 88 | 10.272 | 1:23.905 |
| 45 | 8.282 | 1:36.003 | 69 | 9.581 | 1:25.161 | 69 | 10.023 | 1:24.225 | 69 | 10.782 | 1:24.050 | 69 | 13.506 | 1:25.161 |
| 37 | 8.336 | 1:36.057 | 12 | 10.263 | 1:25.150 | 12 | 11.619 | 1:25.139 | 12 | 12.578 | 1:24.250 | 12 | 13.931 | 1:23.790 |
| 12 | 8.370 | 1:36.091 | 66 | 10.331 | 1:24.821 | 66 | 12.328 | 1:25.780 | 66 | 13.258 | 1:24.221 | 146 | 14.621 | 1:23.462 |
| 66 | 8.767 | 1:36.488 | 146 | 10.840 | 1:24.956 | 146 | 12.845 | 1:25.788 | 146 | 13.596 | 1:24.042 | 66 | 15.622 | 1:24.801 |
| 146 | 9.141 | 1:36.862 | 37 | 12.589 | 1:27.510 | 37 | 14.634 | 1:25.828 | 37 | 15.656 | 1:24.313 | 37 | 18.091 | 1:24.872 |
| 25 | 9.959 | 1:37.680 | 26 | 15.101 | 1:27.432 | 57 | 19.186 | 1:27.649 | 57 | 22.841 | 1:26.946 | 57 | 26.996 | 1:26.592 |
| 26 | 10.926 | 1:38.647 | 57 | 15.320 | 1:27.484 | 26 | 19.572 | 1:28.254 | 26 | 23.475 | 1:27.194 | 26 | 27.556 | 1:26.518 |
| 57 | 11.093 | 1:38.814 | 193 | 15.913 | 1:27.818 | 193 | 20.055 | 1:27.925 | 193 | 24.486 | 1:27.722 | 193 | 29.796 | 1:27.747 |
| 193 | 11.352 | 1:39.073 | 56 | 16.429 | 1:27.787 | 56 | 20.150 | 1:27.504 | 56 | 24.623 | 1:27.764 | 56 | 29.946 | 1:27.760 |
| 56 | 11.899 | 1:39.620 | 75 | 17.232 | 1:28.092 | 75 | 21.107 | 1:27.658 | 75 | 24.997 | 1:27.181 | 75 | 30.424 | 1:27.864 |
| 75 | 12.397 | 1:40.118 | 25 | 21.487 | 1:34.785 | 99 | 33.640 | 1:31.908 | 27 | 40.100 | 1:29.490 | 27 | 46.421 | 1:28.758 |
| 99 | 16.118 | 1:43.839 | 99 | 25.515 | 1:32.654 | 27 | 33.901 | 1:29.106 | 99 | 42.071 | 1:31.722 | 99 | 50.923 | 1:31.289 |
| 27 | 23.396 | 1:51.117 | 27 | 28.578 | 1:28.439 | | | | | | | | | |

Weather / Track : Sunny / Dry

Donington Park National
 Circuit Length = 1.9790 miles
 Start: 14:43 Flag 15:29 End: 15:32

MSVT Trackday Championship

RACE 4 - LAP CHART

| LAP 6 @ 14:51:52.343 | | | LAP 7 @ 14:53:14.538 | | | LAP 8 @ 14:54:37.067 | | | LAP 9 @ 14:55:59.751 | | | LAP 10 @ 14:57:23.092 | | |
|----------------------|----------|------------|----------------------|----------|----------|----------------------|----------|----------|----------------------|----------|----------|-----------------------|----------|----------|
| NO | BEHIND | LAP TIME | NO | BEHIND | LAP TIME | NO | BEHIND | LAP TIME | NO | BEHIND | LAP TIME | NO | BEHIND | LAP TIME |
| 1 | | 1:22.572 | 1 | | 1:22.195 | 1 | | 1:22.529 | 1 | | 1:22.684 | 1 | | 1:23.341 |
| 6 | 1.050 | 1:22.833 | 6 | 2.781 | 1:23.926 | 6 | 3.951 | 1:23.699 | 6 | 3.766 | 1:22.499 | 6 | 3.010 | 1:22.585 |
| 113 | 1.205 | 1:22.378 | 113 | 2.885 | 1:23.875 | 121 | 4.414 | 1:23.939 | 121 | 4.369 | 1:22.639 | 121 | 4.616 | 1:23.588 |
| 121 | 2.294 | 1:23.025 | 121 | 3.004 | 1:22.905 | 93 | 4.688 | 1:23.939 | 93 | 4.712 | 1:22.708 | 93 | 4.995 | 1:23.624 |
| 93 | 2.529 | 1:22.878 | 93 | 3.278 | 1:22.944 | 113 | 5.189 | 1:24.833 | 44 | 6.621 | 1:23.711 | 99 | 1 Lap | 1:33.734 |
| 44 | 3.888 | 1:23.029 | 44 | 4.584 | 1:22.891 | 44 | 5.594 | 1:23.539 | 113 | 7.345 | 1:24.840 | 44 | 6.044 | 1:22.764 |
| 60 | 7.000 | 1:23.736 | 45 | 7.993 | 1:22.907 | 45 | 8.815 | 1:23.351 | 45 | 8.654 | 1:22.523 | 113 | 6.407 | 1:22.403 |
| 45 | 7.281 | 1:22.349 | 60 | 9.454 | 1:24.649 | 53 | 1 Lap | 2:39.058 | 53 | 1 Lap | 1:23.366 | 45 | 6.666 | 1:21.353 |
| 134 | 9.084 | 1:23.676 | 134 | 9.959 | 1:23.070 | 60 | 11.041 | 1:24.116 | 60 | 11.451 | 1:23.094 | 53 | 1 Lap | 1:23.534 |
| 116 | 10.263 | 1:24.625 | 116 | 11.508 | 1:23.440 | 134 | 11.518 | 1:24.088 | 134 | 12.086 | 1:23.252 | 60 | 11.673 | 1:23.563 |
| 34 | 11.003 | 1:24.550 | 34 | 11.636 | 1:22.828 | 34 | 12.688 | 1:23.581 | 34 | 13.122 | 1:23.118 | 134 | 12.041 | 1:23.296 |
| 144 | 11.433 | 1:25.258 | 144 | 12.381 | 1:23.143 | 116 | 13.342 | 1:24.363 | 116 | 14.453 | 1:23.795 | 34 | 12.949 | 1:23.168 |
| 88 | 12.094 | 1:24.394 | 88 | 14.095 | 1:24.196 | 144 | 13.777 | 1:23.925 | 144 | 14.628 | 1:23.535 | 144 | 15.695 | 1:24.408 |
| 53 | 15.979 | 1:31.193 P | 69 | 18.665 | 1:24.716 | 88 | 15.714 | 1:24.148 | 88 | 17.015 | 1:23.985 | 116 | 16.559 | 1:25.447 |
| 69 | 16.144 | 1:25.210 | 12 | 19.274 | 1:25.074 | 69 | 20.208 | 1:24.072 | 69 | 22.113 | 1:24.589 | 88 | 17.562 | 1:23.888 |
| 12 | 16.395 | 1:25.036 | 146 | 19.448 | 1:24.621 | 12 | 20.531 | 1:23.786 | 12 | 22.155 | 1:24.308 | 69 | 23.457 | 1:24.685 |
| 146 | 17.022 | 1:24.973 | 66 | 20.682 | 1:24.500 | 146 | 21.186 | 1:24.267 | 146 | 22.341 | 1:23.839 | 146 | 24.401 | 1:25.401 |
| 66 | 18.377 | 1:25.327 | 37 | 22.480 | 1:24.140 | 66 | 22.231 | 1:24.078 | 66 | 23.942 | 1:24.395 | 66 | 25.515 | 1:24.914 |
| 37 | 20.535 | 1:25.016 | 57 | 35.445 | 1:26.567 | 37 | 25.309 | 1:25.358 | 37 | 26.985 | 1:24.360 | 12 | 26.873 | 1:28.059 |
| 57 | 31.073 | 1:26.649 | 26 | 35.915 | 1:26.319 | 57 | 39.312 | 1:26.396 | 57 | 42.641 | 1:26.013 | 37 | 28.276 | 1:24.632 |
| 26 | 31.791 | 1:26.807 | 56 | 39.825 | 1:27.178 | 26 | 40.481 | 1:27.095 | 26 | 44.422 | 1:26.625 | 57 | 45.413 | 1:26.113 |
| 56 | 34.842 | 1:27.468 | 193 | 40.855 | 1:27.465 | 56 | 44.578 | 1:27.282 | 56 | 49.212 | 1:27.318 | 26 | 47.710 | 1:26.629 |
| 193 | 35.585 | 1:28.361 | 75 | 41.154 | 1:27.449 | 193 | 46.247 | 1:27.921 | 193 | 51.349 | 1:27.786 | 56 | 52.925 | 1:27.054 |
| 75 | 35.900 | 1:28.048 | 27 | 59.476 | 1:28.989 | 75 | 47.297 | 1:28.672 | 75 | 51.981 | 1:27.368 | 193 | 55.297 | 1:27.289 |
| 27 | 52.682 | 1:28.833 | 99 | 1:09.693 | 1:31.377 | 27 | 1:05.625 | 1:28.678 | 27 | 1:11.529 | 1:28.588 | 75 | 56.512 | 1:27.872 |
| 99 | 1:00.511 | 1:32.160 | | | | 99 | 1:17.920 | 1:30.756 | | | | 27 | 1:17.103 | 1:28.915 |

Weather / Track : Sunny / Dry

Results can be found at www.tsl-timing.com

Page 2 of 7

Donington Park National
 Circuit Length = 1.9790 miles
 Start: 14:43 Flag 15:29 End: 15:32

Printed - 15:36 Saturday, 21 September 2019

MSVT Trackday Championship

RACE 4 - LAP CHART

| LAP 11 @ 14:58:45.610 | | | LAP 12 @ 15:00:08.442 | | | LAP 13 @ 15:01:31.003 | | | LAP 14 @ 15:02:53.214 | | | LAP 15 @ 15:04:15.489 | | |
|-----------------------|----------|------------|-----------------------|----------|------------|-----------------------|----------|------------|-----------------------|----------|------------|-----------------------|----------|------------|
| NO | BEHIND | LAP TIME | NO | BEHIND | LAP TIME | NO | BEHIND | LAP TIME | NO | BEHIND | LAP TIME | NO | BEHIND | LAP TIME |
| 1 | | 1:22.518 | 1 | | 1:22.832 | 1 | | 1:22.561 | 1 | | 1:22.211 | 1 | | 1:22.275 |
| 6 | 2.813 | 1:22.321 | 27 | 1 Lap | 1:28.987 | 6 | 2.564 | 1:22.721 | 12 | 2 Laps | 3:33.299 | 12 | 2 Laps | 1:26.047 |
| 121 | 4.879 | 1:22.781 | 6 | 2.404 | 1:22.423 | 121 | 5.031 | 1:22.927 | 121 | 5.280 | 1:22.460 | 45 | 6.887 | 1:23.554 |
| 93 | 5.082 | 1:22.605 | 121 | 4.665 | 1:22.618 | 45 | 6.204 | 1:21.926 | 45 | 5.608 | 1:21.615 | 121 | 9.371 | 1:26.366 P |
| 113 | 7.174 | 1:23.285 | 93 | 4.881 | 1:22.631 | 27 | 1 Lap | 1:28.207 | 6 | 6.126 | 1:25.773 P | 53 | 3 Laps | 1:23.562 |
| 45 | 7.307 | 1:23.159 | 45 | 6.839 | 1:22.364 | 93 | 9.411 | 1:27.091 P | 53 | 3 Laps | 4:00.179 | 60 | 19.303 | 1:25.091 |
| 44 | 7.347 | 1:23.821 | 44 | 9.445 | 1:24.930 | 44 | 12.847 | 1:25.963 P | 27 | 1 Lap | 1:29.723 | 27 | 1 Lap | 1:32.629 P |
| 60 | 12.756 | 1:23.601 | 113 | 11.871 | 1:27.529 P | 60 | 14.413 | 1:23.976 | 60 | 16.487 | 1:24.285 | 88 | 25.502 | 1:24.601 |
| 134 | 13.698 | 1:24.175 | 60 | 12.998 | 1:23.074 | 116 | 20.722 | 1:23.947 | 88 | 23.176 | 1:24.040 | 69 | 36.799 | 1:29.329 P |
| 34 | 14.690 | 1:24.259 | 134 | 16.512 | 1:25.646 P | 144 | 20.774 | 1:26.117 P | 116 | 25.897 | 1:27.386 P | 66 | 40.750 | 1:24.516 |
| 99 | 1 Lap | 1:31.861 | 144 | 17.218 | 1:23.406 | 88 | 21.347 | 1:24.280 | 69 | 29.745 | 1:23.929 | 37 | 42.601 | 1:28.387 P |
| 144 | 16.644 | 1:23.467 | 116 | 19.336 | 1:24.000 | 69 | 28.027 | 1:24.438 | 37 | 36.489 | 1:24.721 | 113 | 1 Lap | 1:22.552 |
| 116 | 18.168 | 1:24.127 | 88 | 19.628 | 1:24.085 | 99 | 1 Lap | 1:30.383 | 66 | 38.509 | 1:24.671 | 99 | 1 Lap | 1:31.151 |
| 88 | 18.375 | 1:23.331 | 34 | 19.905 | 1:28.047 P | 37 | 33.979 | 1:24.204 | 99 | 1 Lap | 1:32.142 | 93 | 1 Lap | 3:25.008 |
| 53 | 1 Lap | 1:30.776 P | 99 | 1 Lap | 1:31.002 | 66 | 36.049 | 1:23.865 | 113 | 1 Lap | 3:20.807 | 44 | 1 Lap | 3:26.225 |
| 69 | 24.826 | 1:23.887 | 69 | 26.150 | 1:24.156 | 57 | 56.646 | 1:26.848 | 134 | 1 Lap | 3:23.321 | 134 | 1 Lap | 1:22.913 |
| 146 | 28.356 | 1:26.473 P | 37 | 32.336 | 1:24.469 | 26 | 59.518 | 1:26.450 | 57 | 1:01.534 | 1:27.099 | 57 | 1:06.962 | 1:27.703 |
| 37 | 30.699 | 1:24.941 | 66 | 34.745 | 1:24.873 | 56 | 1:08.710 | 1:29.772 P | 26 | 1:03.769 | 1:26.462 | 144 | 1 Lap | 3:32.093 |
| 66 | 32.704 | 1:29.707 | 57 | 52.359 | 1:26.534 | 146 | 1 Lap | 3:25.763 | 34 | 1 Lap | 3:29.968 | 34 | 1 Lap | 1:25.712 |
| 12 | 35.744 | 1:31.389 P | 26 | 55.629 | 1:26.651 | 193 | 1:10.806 | 1:27.698 | 146 | 1 Lap | 1:24.007 | 26 | 1:08.920 | 1:27.426 |
| 57 | 48.657 | 1:25.762 | 56 | 1:01.499 | 1:26.633 | 75 | 1:13.269 | 1:27.666 | 193 | 1:16.574 | 1:27.979 | 146 | 1 Lap | 1:23.948 |
| 26 | 51.810 | 1:26.618 | 193 | 1:05.669 | 1:28.011 | | | | 75 | 1:18.534 | 1:27.476 | 193 | 1:22.040 | 1:27.741 |
| 56 | 57.698 | 1:27.291 | 75 | 1:08.164 | 1:28.420 | | | | | | | | | |
| 193 | 1:00.490 | 1:27.711 | | | | | | | | | | | | |
| 75 | 1:02.576 | 1:28.582 | | | | | | | | | | | | |

Weather / Track : Sunny / Dry

Donington Park National
 Circuit Length = 1.9790 miles
 Start: 14:43 Flag 15:29 End: 15:32

MSVT Trackday Championship

RACE 4 - LAP CHART

| LAP 16 @ 15:05:38.470 | | | LAP 17 @ 15:07:04.305 | | | LAP 18 @ 15:08:29.514 | | | LAP 19 @ 15:09:52.492 | | | LAP 20 @ 15:11:21.404 | | |
|-----------------------|----------|------------|-----------------------|--------|------------|-----------------------|--------|------------|-----------------------|--------|------------|-----------------------|----------|------------|
| NO | BEHIND | LAP TIME | NO | BEHIND | LAP TIME | NO | BEHIND | LAP TIME | NO | BEHIND | LAP TIME | NO | BEHIND | LAP TIME |
| 1 | | 1:22.981 | 1 | | 1:25.835 P | 45 | | 1:22.645 | 45 | | 1:22.978 | 45 | | 1:28.912 P |
| 75 | 1 Lap | 1:28.379 | 193 | 1 Lap | 1:27.328 | 193 | 1 Lap | 1:31.059 P | 53 | 3 Laps | 1:24.270 | 53 | 3 Laps | 1:24.843 |
| 45 | 6.507 | 1:22.601 | 45 | 2.564 | 1:21.892 | 12 | 2 Laps | 1:25.644 | 12 | 2 Laps | 1:27.004 | 12 | 2 Laps | 1:25.951 |
| 12 | 2 Laps | 1:27.112 | 75 | 1 Lap | 1:28.610 | 75 | 1 Lap | 1:31.493 P | 26 | 2 Laps | 3:30.467 | 99 | 3 Laps | 3:30.156 |
| 53 | 3 Laps | 1:23.975 | 12 | 2 Laps | 1:25.919 | 53 | 3 Laps | 1:23.980 | 57 | 2 Laps | 3:33.483 | 26 | 2 Laps | 1:26.582 |
| 60 | 21.082 | 1:24.760 | 53 | 3 Laps | 1:24.199 | 56 | 2 Laps | 1:27.368 | 1 | 1 Lap | 3:27.570 | 57 | 2 Laps | 1:26.128 |
| 88 | 30.763 | 1:28.242 P | 60 | 25.998 | 1:30.751 P | 121 | 1 Lap | 1:22.265 | 121 | 1 Lap | 1:23.723 | 1 | 1 Lap | 1:22.161 |
| 56 | 2 Laps | 3:31.668 | 56 | 2 Laps | 1:27.811 | 6 | 1 Lap | 1:22.632 | 6 | 1 Lap | 1:22.257 | 121 | 1 Lap | 1:22.324 |
| 66 | 42.633 | 1:24.864 | 121 | 1 Lap | 3:21.599 | 93 | 1 Lap | 1:22.898 | 93 | 1 Lap | 1:22.317 | 6 | 1 Lap | 1:22.382 |
| 113 | 1 Lap | 1:22.787 | 113 | 1 Lap | 1:22.161 | 113 | 1 Lap | 1:25.281 | 56 | 2 Laps | 1:28.385 | 93 | 1 Lap | 1:22.347 |
| 6 | 1 Lap | 3:27.647 | 66 | 44.559 | 1:27.761 P | 44 | 1 Lap | 1:22.439 | 113 | 1 Lap | 1:23.437 | 193 | 2 Laps | 3:25.886 |
| 93 | 1 Lap | 1:22.170 | 6 | 1 Lap | 1:22.202 | 134 | 1 Lap | 1:23.964 | 44 | 1 Lap | 1:22.125 | 113 | 1 Lap | 1:24.748 |
| 44 | 1 Lap | 1:22.758 | 93 | 1 Lap | 1:21.866 | 88 | 1 Lap | 3:23.284 | 134 | 1 Lap | 1:23.175 | 44 | 1 Lap | 1:22.605 |
| 134 | 1 Lap | 1:22.809 | 44 | 1 Lap | 1:22.689 | 27 | 2 Laps | 1:28.872 | 88 | 1 Lap | 1:26.641 | 75 | 2 Laps | 3:23.456 |
| 99 | 1 Lap | 1:31.790 | 134 | 1 Lap | 1:22.994 | 34 | 1 Lap | 1:24.379 | 60 | 1 Lap | 3:30.470 | 134 | 1 Lap | 1:23.049 |
| 116 | 1 Lap | 3:30.796 | 27 | 2 Laps | 3:29.471 | 116 | 1 Lap | 1:25.331 | 34 | 1 Lap | 1:23.441 | 56 | 2 Laps | 1:45.723 P |
| 144 | 1 Lap | 1:26.305 | 99 | 1 Lap | 1:34.981 P | 144 | 1 Lap | 1:25.094 | 116 | 1 Lap | 1:24.152 | 88 | 1 Lap | 1:25.541 |
| 34 | 1 Lap | 1:26.235 | 116 | 1 Lap | 1:24.468 | 146 | 1 Lap | 1:25.529 | 144 | 1 Lap | 1:24.274 | 60 | 1 Lap | 1:24.148 |
| 146 | 1 Lap | 1:24.472 | 34 | 1 Lap | 1:24.553 | 37 | 1 Lap | 1:26.329 | 146 | 1 Lap | 1:24.480 | 34 | 1 Lap | 1:23.242 |
| 57 | 1:15.076 | 1:31.095 P | 69 | 1 Lap | 3:24.673 | 69 | 1 Lap | 1:28.182 | 27 | 2 Laps | 1:30.036 | 116 | 1 Lap | 1:23.679 |
| 26 | 1:16.978 | 1:31.039 P | 144 | 1 Lap | 1:26.932 | | | | 69 | 1 Lap | 1:25.368 | 144 | 1 Lap | 1:23.414 |
| | | | 146 | 1 Lap | 1:25.161 | | | | 37 | 1 Lap | 1:26.428 | 146 | 1 Lap | 1:23.682 |
| | | | 37 | 1 Lap | 3:19.848 | | | | 66 | 1 Lap | 3:30.384 P | 69 | 1 Lap | 1:25.340 |
| | | | | | | | | | | | | 37 | 1 Lap | 1:26.220 |
| | | | | | | | | | | | | 27 | 2 Laps | 1:29.065 |
| | | | | | | | | | | | | 53 | 2 Laps | 1:23.969 |
| | | | | | | | | | | | | 12 | 1 Lap | 1:25.487 |
| | | | | | | | | | | | | 66 | 1 Lap | 1:40.379 |
| | | | | | | | | | | | | 99 | 2 Laps | 1:31.510 |
| | | | | | | | | | | | | 1 | 1:55.975 | 1:23.343 |
| | | | | | | | | | | | | 121 | 1:56.279 | 1:22.912 |
| | | | | | | | | | | | | 26 | 1 Lap | 1:26.348 |
| | | | | | | | | | | | | 6 | 1:57.576 | 1:22.520 |
| | | | | | | | | | | | | 93 | 1:58.721 | 1:23.105 |
| | | | | | | | | | | | | 57 | 1 Lap | 1:30.206 |
| | | | | | | | | | | | | 113 | 2:03.669 | 1:22.987 |
| | | | | | | | | | | | | 44 | 2:04.248 | 1:22.961 |
| | | | | | | | | | | | | 193 | 1 Lap | 1:27.194 |
| | | | | | | | | | | | | 134 | 2:08.737 | 1:22.962 |
| | | | | | | | | | | | | 75 | 1 Lap | 1:27.036 |
| | | | | | | | | | | | | 34 | 2:28.538 | 1:24.065 |
| | | | | | | | | | | | | 88 | 2:31.455 | 1:28.160 |
| | | | | | | | | | | | | 116 | 2:31.648 | 1:25.515 |
| | | | | | | | | | | | | 146 | 2:33.036 | 1:23.432 |
| | | | | | | | | | | | | 144 | 2:34.720 | 1:26.235 P |
| | | | | | | | | | | | | 69 | 2:39.390 | 1:24.943 |
| | | | | | | | | | | | | 37 | 2:40.180 | 1:24.669 |
| | | | | | | | | | | | | 27 | 1 Lap | 1:29.088 |
| | | | | | | | | | | | | 60 | 2:49.590 | 1:46.073 |
| | | | | | | | | | | | | 53 | 1 Lap | 1:24.322 |
| | | | | | | | | | | | | 12 | 3:01.231 | 1:24.818 |
| | | | | | | | | | | | | 66 | 3:02.292 | 1:24.069 |

Weather / Track : Sunny / Dry

Donington Park National
 Circuit Length = 1.9790 miles
 Start: 14:43 Flag 15:29 End: 15:32

MSVT Trackday Championship

RACE 4 - LAP CHART

| LAP 21 @ 15:14:42.304 | | | LAP 22 @ 15:16:04.968 | | | LAP 23 @ 15:17:28.245 | | | LAP 24 @ 15:18:50.310 | | | LAP 25 @ 15:20:12.339 | | |
|-----------------------|----------|----------|-----------------------|----------|----------|-----------------------|----------|------------|-----------------------|----------|----------|-----------------------|----------|----------|
| NO | BEHIND | LAP TIME | NO | BEHIND | LAP TIME | NO | BEHIND | LAP TIME | NO | BEHIND | LAP TIME | NO | BEHIND | LAP TIME |
| 1 | | 1:24.925 | 1 | | 1:22.664 | 1 | | 1:23.277 | 1 | | 1:22.065 | 1 | | 1:22.029 |
| 6 | 0.215 | 1:23.539 | 6 | 0.164 | 1:22.613 | 6 | 0.268 | 1:23.381 | 6 | 0.718 | 1:22.515 | 6 | 0.758 | 1:22.069 |
| 121 | 0.461 | 1:25.082 | 121 | 0.662 | 1:22.865 | 121 | 0.460 | 1:23.075 | 93 | 1.254 | 1:22.547 | 93 | 1.749 | 1:22.524 |
| 93 | 0.987 | 1:23.166 | 93 | 0.965 | 1:22.642 | 93 | 0.772 | 1:23.084 | 121 | 2.229 | 1:23.834 | 121 | 3.317 | 1:23.117 |
| 45 | 2.973 | 3:23.873 | 45 | 2.557 | 1:22.248 | 45 | 1.418 | 1:22.138 | 45 | 2.450 | 1:23.097 | 45 | 3.666 | 1:23.245 |
| 26 | 1 Lap | 1:26.980 | 44 | 7.585 | 1:23.920 | 44 | 6.911 | 1:22.603 | 44 | 6.942 | 1:22.096 | 44 | 7.179 | 1:22.266 |
| 113 | 5.950 | 1:23.181 | 113 | 7.967 | 1:24.681 | 113 | 7.589 | 1:22.899 | 113 | 7.785 | 1:22.261 | 113 | 7.971 | 1:22.215 |
| 99 | 2 Laps | 1:34.893 | 26 | 1 Lap | 1:28.646 | 134 | 11.776 | 1:22.982 | 134 | 12.570 | 1:22.859 | 134 | 13.660 | 1:23.119 |
| 44 | 6.329 | 1:22.981 | 134 | 12.071 | 1:23.825 | 26 | 1 Lap | 1:27.033 | 26 | 1 Lap | 1:26.289 | 26 | 1 Lap | 1:26.475 |
| 57 | 1 Lap | 1:26.852 | 99 | 2 Laps | 1:30.761 | 57 | 1 Lap | 1:27.291 | 57 | 1 Lap | 1:25.545 | 57 | 1 Lap | 1:32.179 |
| 134 | 10.910 | 1:23.073 | 57 | 1 Lap | 1:31.085 | 99 | 2 Laps | 1:30.347 | 193 | 1 Lap | 1:29.006 | 193 | 1 Lap | 1:27.925 |
| 193 | 1 Lap | 1:27.134 | 56 | 3 Laps | 4:00.805 | 193 | 1 Lap | 1:27.426 | 75 | 1 Lap | 1:27.730 | 75 | 1 Lap | 1:27.241 |
| 75 | 1 Lap | 1:27.131 | 193 | 1 Lap | 1:27.337 | 56 | 3 Laps | 1:30.129 | 99 | 2 Laps | 1:32.511 | 34 | 36.550 | 1:24.873 |
| 34 | 31.267 | 1:23.629 | 75 | 1 Lap | 1:27.759 | 75 | 1 Lap | 1:27.575 | 34 | 33.706 | 1:23.177 | 99 | 2 Laps | 1:31.180 |
| 116 | 35.656 | 1:24.908 | 34 | 32.622 | 1:24.019 | 34 | 32.594 | 1:23.249 | 56 | 3 Laps | 1:32.662 | 116 | 41.104 | 1:24.232 |
| 146 | 35.903 | 1:23.767 | 116 | 36.400 | 1:23.408 | 116 | 37.089 | 1:23.966 | 116 | 38.901 | 1:23.877 | 146 | 41.516 | 1:23.677 |
| 88 | 36.911 | 1:26.356 | 146 | 37.697 | 1:24.458 | 146 | 38.434 | 1:24.014 | 146 | 39.868 | 1:23.499 | 88 | 42.695 | 1:23.863 |
| 69 | 43.121 | 1:24.631 | 88 | 38.261 | 1:24.014 | 88 | 39.351 | 1:24.367 | 88 | 40.861 | 1:23.575 | 69 | 52.331 | 1:24.487 |
| 37 | 43.297 | 1:24.017 | 37 | 45.282 | 1:24.649 | 69 | 46.939 | 1:24.708 | 69 | 49.873 | 1:24.999 | 144 | 56.652 | 1:23.686 |
| 144 | 51.191 | 1:37.371 | 69 | 45.508 | 1:25.051 | 37 | 48.948 | 1:26.943 P | 144 | 54.995 | 1:24.086 | 60 | 1:07.445 | 1:24.764 |
| 60 | 54.305 | 1:25.615 | 144 | 52.184 | 1:23.657 | 144 | 52.974 | 1:24.067 | 60 | 1:04.710 | 1:25.051 | 53 | 1 Lap | 1:24.028 |
| 27 | 1 Lap | 1:31.525 | 60 | 57.943 | 1:26.302 | 60 | 1:01.724 | 1:27.058 | 53 | 1 Lap | 1:24.181 | 37 | 1:14.510 | 1:24.698 |
| 53 | 1 Lap | 1:24.100 | 53 | 1 Lap | 1:25.103 | 53 | 1 Lap | 1:24.888 | 37 | 1:11.841 | 1:44.958 | 66 | 1:15.231 | 1:24.649 |
| 66 | 1:06.154 | 1:24.762 | 27 | 1 Lap | 1:31.684 | 66 | 1:10.334 | 1:25.610 | 66 | 1:12.611 | 1:24.342 | 12 | 1:17.565 | 1:25.187 |
| 12 | 1:06.746 | 1:26.415 | 66 | 1:08.001 | 1:24.511 | 12 | 1:11.634 | 1:25.401 | 12 | 1:14.407 | 1:24.838 | | | |
| | | | 12 | 1:09.510 | 1:25.428 | 27 | 1 Lap | 1:31.393 | 27 | 1 Lap | 1:30.105 | | | |

Weather / Track : Sunny / Dry

Donington Park National
 Circuit Length = 1.9790 miles
 Start: 14:43 Flag 15:29 End: 15:32

MSVT Trackday Championship

RACE 4 - LAP CHART

| LAP 26 @ 15:21:34.115 | | | LAP 27 @ 15:22:55.710 | | | LAP 28 @ 15:24:17.907 | | | LAP 29 @ 15:25:40.792 | | | LAP 30 @ 15:27:03.467 | | |
|-----------------------|----------|------------|-----------------------|----------|----------|-----------------------|----------|----------|-----------------------|----------|----------|-----------------------|----------|----------|
| NO | BEHIND | LAP TIME | NO | BEHIND | LAP TIME | NO | BEHIND | LAP TIME | NO | BEHIND | LAP TIME | NO | BEHIND | LAP TIME |
| 1 | | 1:21.776 | 1 | | 1:21.595 | 1 | | 1:22.197 | 1 | | 1:22.885 | 1 | | 1:22.675 |
| 6 | 1.480 | 1:22.498 | 6 | 2.052 | 1:22.167 | 6 | 1.986 | 1:22.131 | 37 | 1 Lap | 1:26.006 | 99 | 3 Laps | 1:35.001 |
| 93 | 2.029 | 1:22.056 | 93 | 2.568 | 1:22.134 | 93 | 2.507 | 1:22.136 | 93 | 2.825 | 1:23.203 | 37 | 1 Lap | 1:24.816 |
| 45 | 4.541 | 1:22.651 | 45 | 5.311 | 1:22.365 | 12 | 1 Lap | 1:26.591 | 6 | 2.875 | 1:23.774 | 6 | 4.287 | 1:24.087 |
| 121 | 4.838 | 1:23.297 | 121 | 5.925 | 1:22.682 | 45 | 4.495 | 1:21.381 | 66 | 1 Lap | 1:27.044 | 45 | 4.738 | 1:24.398 |
| 44 | 7.608 | 1:22.205 | 44 | 7.641 | 1:21.628 | 121 | 5.871 | 1:22.143 | 45 | 3.015 | 1:21.405 | 93 | 5.573 | 1:25.423 |
| 113 | 8.602 | 1:22.407 | 113 | 9.009 | 1:22.002 | 44 | 7.254 | 1:21.810 | 121 | 6.136 | 1:23.150 | 75 | 2 Laps | 1:29.233 |
| 134 | 15.622 | 1:23.738 | 134 | 17.003 | 1:22.976 | 113 | 9.157 | 1:22.345 | 44 | 6.565 | 1:22.196 | 66 | 1 Lap | 1:26.131 |
| 27 | 2 Laps | 1:38.827 | 27 | 2 Laps | 1:30.331 | 134 | 18.085 | 1:23.279 | 113 | 8.607 | 1:22.335 | 44 | 6.542 | 1:22.652 |
| 26 | 1 Lap | 1:26.522 | 26 | 1 Lap | 1:26.763 | 27 | 2 Laps | 1:30.355 | 12 | 1 Lap | 1:29.411 | 113 | 8.801 | 1:22.869 |
| 34 | 38.825 | 1:24.051 | 34 | 40.974 | 1:23.744 | 26 | 1 Lap | 1:26.273 | 134 | 18.717 | 1:23.517 | 121 | 10.989 | 1:27.528 |
| 57 | 1 Lap | 1:26.886 | 57 | 1 Lap | 1:26.048 | 34 | 42.641 | 1:23.864 | 26 | 1 Lap | 1:26.707 | 12 | 1 Lap | 1:26.083 |
| 193 | 1 Lap | 1:27.353 | 116 | 45.059 | 1:23.810 | 116 | 47.649 | 1:24.787 | 27 | 2 Laps | 1:31.699 | 134 | 18.916 | 1:22.874 |
| 116 | 42.844 | 1:23.516 | 146 | 47.334 | 1:24.698 | 57 | 1 Lap | 1:26.571 | 34 | 43.820 | 1:24.064 | 26 | 1 Lap | 1:26.285 |
| 146 | 44.231 | 1:24.491 | 193 | 1 Lap | 1:28.802 | 146 | 48.912 | 1:23.775 | 116 | 48.914 | 1:24.150 | 34 | 45.384 | 1:24.239 |
| 75 | 1 Lap | 1:31.066 P | 88 | 48.871 | 1:25.177 | 88 | 50.544 | 1:23.870 | 146 | 49.959 | 1:23.932 | 27 | 2 Laps | 1:30.428 |
| 88 | 45.289 | 1:24.370 | 69 | 58.427 | 1:24.787 | 193 | 1 Lap | 1:27.977 | 88 | 51.410 | 1:23.751 | 116 | 50.492 | 1:24.253 |
| 99 | 2 Laps | 1:31.884 | 144 | 1:01.201 | 1:24.000 | 69 | 1:01.247 | 1:25.017 | 57 | 1 Lap | 1:29.286 | 146 | 50.701 | 1:23.417 |
| 69 | 55.235 | 1:24.680 | 99 | 2 Laps | 1:32.040 | 144 | 1:03.350 | 1:24.346 | 193 | 1 Lap | 1:28.575 | 57 | 1 Lap | 1:26.752 |
| 144 | 58.796 | 1:23.920 | 60 | 1:12.850 | 1:24.486 | 99 | 2 Laps | 1:31.245 | 69 | 1:02.916 | 1:24.554 | 193 | 1 Lap | 1:28.680 |
| 60 | 1:09.959 | 1:24.290 | 53 | 1 Lap | 1:24.926 | 60 | 1:14.847 | 1:24.194 | 144 | 1:04.771 | 1:24.306 | 69 | 1:05.757 | 1:25.516 |
| 53 | 1 Lap | 1:24.538 | 75 | 1 Lap | 1:53.263 | 53 | 1 Lap | 1:24.360 | 60 | 1:17.152 | 1:25.190 | 144 | 1:06.982 | 1:24.886 |
| 37 | 1:17.014 | 1:24.280 | 37 | 1:20.859 | 1:25.440 | 75 | 1 Lap | 1:27.884 | 53 | 1 Lap | 1:25.463 | 60 | 1:19.379 | 1:24.902 |
| 66 | 1:18.090 | 1:24.635 | 66 | 1:20.938 | 1:24.443 | | | | | | | 53 | 1 Lap | 1:23.840 |
| 12 | 1:20.635 | 1:24.846 | | | | | | | | | | | | |

Weather / Track : Sunny / Dry

MSVT Trackday Championship

RACE 4 - LAP CHART

| LAP 31 @ 15:28:25.336 | | | LAP 32 @ 15:29:48.165 | | |
|-----------------------|----------|----------|-----------------------|----------|----------|
| NO | BEHIND | LAP TIME | NO | BEHIND | LAP TIME |
| 1 | | 1:21.869 | 1 | | 1:22.829 |
| 6 | 4.705 | 1:22.287 | 53 | 2 Laps | 1:26.719 |
| 93 | 7.209 | 1:23.505 | 6 | 4.227 | 1:22.351 |
| 37 | 1 Lap | 1:25.181 | 93 | 6.590 | 1:22.210 |
| 44 | 9.379 | 1:24.706 | 37 | 1 Lap | 1:24.408 |
| 45 | 9.609 | 1:26.740 | 44 | 9.846 | 1:23.296 |
| 113 | 10.525 | 1:23.593 | 45 | 10.326 | 1:23.546 |
| 66 | 1 Lap | 1:26.388 | 113 | 12.331 | 1:24.635 |
| 75 | 2 Laps | 1:27.564 | 66 | 1 Lap | 1:25.920 |
| 99 | 3 Laps | 1:34.047 | 75 | 2 Laps | 1:27.929 |
| 121 | 16.037 | 1:26.917 | 99 | 3 Laps | 1:30.123 |
| 12 | 1 Lap | 1:25.346 | 12 | 1 Lap | 1:25.602 |
| 134 | 20.187 | 1:23.140 | 134 | 20.261 | 1:22.903 |
| 34 | 49.524 | 1:26.009 | 121 | 30.750 | 1:37.542 |
| 26 | 1 Lap | 1:28.144 | 34 | 51.127 | 1:24.432 |
| 116 | 53.381 | 1:24.758 | 26 | 1 Lap | 1:26.534 |
| 146 | 53.801 | 1:24.969 | 116 | 54.456 | 1:23.904 |
| 27 | 2 Laps | 1:29.669 | 146 | 55.045 | 1:24.073 |
| 57 | 1 Lap | 1:25.603 | 57 | 1 Lap | 1:26.713 |
| 69 | 1:08.218 | 1:24.330 | 27 | 2 Laps | 1:32.870 |
| 144 | 1:08.977 | 1:23.864 | 144 | 1:10.511 | 1:24.363 |
| 193 | 1 Lap | 1:29.383 | 69 | 1:11.670 | 1:26.281 |
| 60 | 1:21.969 | 1:24.459 | 193 | 1 Lap | 1:30.982 |
| | | | 60 | 1:25.671 | 1:26.531 |

Weather / Track : Sunny / Dry

Results can be found at www.tsl-timing.com

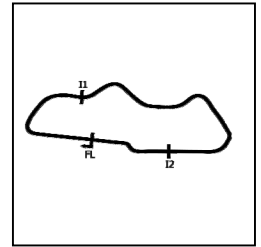
Page 7 of 7

Donington Park National
Circuit Length = 1.9790 miles
Start: 14:43 Flag 15:29 End: 15:32

Printed - 15:36 Saturday, 21 September 2019

MSVT Trackday Championship

RACE 4 - SECTOR ANALYSIS

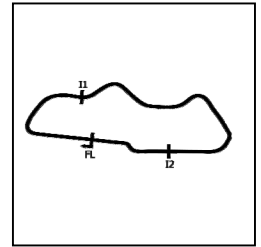


SECTOR 1 = FL to I1, SECTOR 2 = I1 to I2, SECTOR 3 = I2 to FL, DIFF = Difference To Personal Best Lap, P = Crossed Finish Line in Pit Lane, D = Time Disallowed

| P1 | | 1 B | | Luke Reade Racing | | BMW 130i | |
|---------------------------|---------------|--------------------------|---------------|--------------------|------------------|----------|---------------------|
| IDEAL LAP TIME : 1:21.202 | | BEST LAP TIME : 1:21.595 | | DIFFERENCE : 0.393 | | | |
| D1: Luke READE | | | | | | | |
| LAP | SECTOR 1 | SECTOR 2 | SECTOR 3 | LAP TIME | MPH | DIFF | TIME OF DAY |
| 1 - D1 | | 44.606 | 14.559 | 1:27.721 | 81.21 | 6.126 | 14:44:57.003 |
| 2 - D1 | 24.247 | 44.702 | 14.308 | 1:23.257 | 85.57 | 1.662 | 14:46:20.260 |
| 3 - D1 | 24.108 | 45.170 | 14.505 | 1:23.783 | 85.03 | 2.188 | 14:47:44.043 |
| 4 - D1 | 24.296 | 44.610 | 14.385 | 1:23.291 | 85.53 | 1.696 | 14:49:07.334 |
| 5 - D1 | 24.003 | 44.115 | 14.319 | 1:22.437 | 86.42 | 0.842 | 14:50:29.771 |
| 6 - D1 | 24.449 | 43.960 | 14.163 | 1:22.572 | 86.28 | 0.977 | 14:51:52.343 |
| 7 - D1 | 23.827 | 44.075 | 14.293 | 1:22.195 | 86.67 | 0.600 | 14:53:14.538 |
| 8 - D1 | 23.974 | 44.116 | 14.439 | 1:22.529 | 86.32 | 0.934 | 14:54:37.067 |
| 9 - D1 | 24.070 | 44.021 | 14.593 | 1:22.684 | 86.16 | 1.089 | 14:55:59.751 |
| 10 - D1 | 24.012 | 44.753 | 14.576 | 1:23.341 | 85.48 | 1.746 | 14:57:23.092 |
| 11 - D1 | 24.130 | 44.046 | 14.342 | 1:22.518 | 86.34 | 0.923 | 14:58:45.610 |
| 12 - D1 | 23.976 | 43.683 | 15.173 | 1:22.832 | 86.01 | 1.237 | 15:00:08.442 |
| 13 - D1 | 23.978 | 43.859 | 14.724 | 1:22.561 | 86.29 | 0.966 | 15:01:31.003 |
| 14 - D1 | 24.016 | 43.778 | 14.417 | 1:22.211 | 86.66 | 0.616 | 15:02:53.214 |
| 15 - D1 | 23.824 | 43.864 | 14.587 | 1:22.275 | 86.59 | 0.680 | 15:04:15.489 |
| 16 - D1 | 23.802 | 44.540 | 14.639 | 1:22.981 | 85.85 | 1.386 | 15:05:38.470 |
| 17 - D1 | 23.878 | 43.873 | IN PIT | 1:25.835 | P 83.00 | 4.240 | 15:07:04.305 |
| 18 - D1 | OUTLAP | 44.448 | 14.446 | 3:27.570 | 34.32 | 2:05.975 | 15:10:31.875 |
| 19 - D1 | 23.788 | 43.990 | 14.383 | 1:22.161 | 86.71 | 0.566 | 15:11:54.036 |
| 20 - D1 | 24.012 | 44.268 | 15.063 | 1:23.343 | 85.48 | 1.748 | 15:13:17.379 |
| 21 - D1 | 24.447 | 45.780 | 14.698 | 1:24.925 | 83.89 | 3.330 | 15:14:42.304 |
| 22 - D1 | 24.102 | 43.869 | 14.693 | 1:22.664 | 86.18 | 1.069 | 15:16:04.968 |
| 23 - D1 | 24.039 | 44.374 | 14.864 | 1:23.277 | 85.55 | 1.682 | 15:17:28.245 |
| 24 - D1 | 23.768 | 43.779 | 14.518 | 1:22.065 | 86.81 | 0.470 | 15:18:50.310 |
| 25 - D1 | 23.732 | 43.692 | 14.605 | 1:22.029 | 86.85 | 0.434 | 15:20:12.339 |
| 26 - D1 | 23.735 | 43.675 | 14.366 | 1:21.776 | (2) 87.12 | 0.181 | 15:21:34.115 |
| 27 - D1 | 23.604 | 43.509 | 14.482 | 1:21.595 | (1) 87.31 | | 15:22:55.710 |
| 28 - D1 | 23.574 | 44.000 | 14.623 | 1:22.197 | 86.67 | 0.602 | 15:24:17.907 |
| 29 - D1 | 23.806 | 44.357 | 14.722 | 1:22.885 | 85.95 | 1.290 | 15:25:40.792 |
| 30 - D1 | 23.700 | 44.301 | 14.674 | 1:22.675 | 86.17 | 1.080 | 15:27:03.467 |
| 31 - D1 | 23.530 | 43.775 | 14.564 | 1:21.869 | (3) 87.02 | 0.274 | 15:28:25.336 |
| 32 - D1 | 23.664 | 44.161 | 15.004 | 1:22.829 | 86.01 | 1.234 | 15:29:48.165 |

MSVT Trackday Championship

RACE 4 - SECTOR ANALYSIS

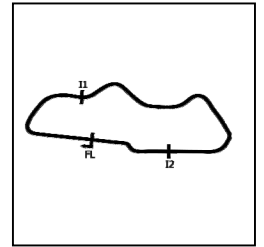


SECTOR 1 = FL to I1, SECTOR 2 = I1 to I2, SECTOR 3 = I2 to FL, DIFF = Difference To Personal Best Lap, P = Crossed Finish Line in Pit Lane, D = Time Disallowed

| P2 6 B | | FOZ Motorsport | | Renault X98 Gen 4 | | | |
|---------------------------|---------------|--------------------------|---------------|---------------------|----------------|----------|---------------------|
| IDEAL LAP TIME : 1:21.856 | | BEST LAP TIME : 1:22.069 | | DIFFERENCE : 0.213 | | | |
| D1: Bradley BURNS | | | | | | | |
| LAP | SECTOR 1 | SECTOR 2 | SECTOR 3 | LAP TIME | MPH | DIFF | TIME OF DAY |
| 1 - D1 | | 44.388 | 14.512 | 1:27.899 | 81.05 | 5.830 | 14:44:57.181 |
| 2 - D1 | 24.203 | 44.899 | 14.250 | 1:23.352 | 85.47 | 1.283 | 14:46:20.533 |
| 3 - D1 | 24.161 | 45.208 | 15.421 | 1:24.790 | 84.02 | 2.721 | 14:47:45.323 |
| 4 - D1 | 24.343 | 44.191 | 14.347 | 1:22.881 | 85.96 | 0.812 | 14:49:08.204 |
| 5 - D1 | 23.962 | 44.150 | 14.244 | 1:22.356 | 86.51 | 0.287 | 14:50:30.560 |
| 6 - D1 | 23.999 | 44.285 | 14.549 | 1:22.833 | 86.01 | 0.764 | 14:51:53.393 |
| 7 - D1 | 24.421 | 44.223 | 15.282 | 1:23.926 | 84.89 | 1.857 | 14:53:17.319 |
| 8 - D1 | 24.443 | 44.798 | 14.458 | 1:23.699 | 85.12 | 1.630 | 14:54:41.018 |
| 9 - D1 | 23.976 | 44.239 | 14.284 | 1:22.499 | 86.36 | 0.430 | 14:56:03.517 |
| 10 - D1 | 23.964 | 44.084 | 14.537 | 1:22.585 | 86.27 | 0.516 | 14:57:26.102 |
| 11 - D1 | 23.976 | 44.149 | 14.196 | 1:22.321 | 86.54 | 0.252 | 14:58:48.423 |
| 12 - D1 | 23.856 | 44.196 | 14.371 | 1:22.423 | 86.43 | 0.354 | 15:00:10.846 |
| 13 - D1 | 23.962 | 44.258 | 14.501 | 1:22.721 | 86.12 | 0.652 | 15:01:33.567 |
| 14 - D1 | 24.019 | 44.163 | IN PIT | 1:25.773 | P 83.06 | 3.704 | 15:02:59.340 |
| 15 - D1 | OUTLAP | 43.990 | 14.379 | 3:27.647 | 34.31 | 2:05.578 | 15:06:26.987 |
| 16 - D1 | 23.900 | 43.977 | 14.325 | 1:22.202 | 86.67 | 0.133 | 15:07:49.189 |
| 17 - D1 | 23.862 | 44.293 | 14.477 | 1:22.632 | 86.22 | 0.563 | 15:09:11.821 |
| 18 - D1 | 23.909 | 43.959 | 14.389 | 1:22.257 | 86.61 | 0.188 | 15:10:34.078 |
| 19 - D1 | 24.219 | 43.991 | 14.172 | 1:22.382 | 86.48 | 0.313 | 15:11:56.460 |
| 20 - D1 | 23.864 | 44.425 | 14.231 | 1:22.520 | 86.33 | 0.451 | 15:13:18.980 |
| 21 - D1 | 24.010 | 44.876 | 14.653 | 1:23.539 | 85.28 | 1.470 | 15:14:42.519 |
| 22 - D1 | 24.231 | 44.175 | 14.207 | 1:22.613 | 86.24 | 0.544 | 15:16:05.132 |
| 23 - D1 | 24.158 | 44.579 | 14.644 | 1:23.381 | 85.44 | 1.312 | 15:17:28.513 |
| 24 - D1 | 24.378 | 43.981 | 14.156 | 1:22.515 | 86.34 | 0.446 | 15:18:51.028 |
| 25 - D1 | 24.037 | 43.923 | 14.109 | 1:22.069 (1) | 86.81 | | 15:20:13.097 |
| 26 - D1 | 24.029 | 44.277 | 14.192 | 1:22.498 | 86.36 | 0.429 | 15:21:35.595 |
| 27 - D1 | 23.936 | 44.005 | 14.226 | 1:22.167 (3) | 86.70 | 0.098 | 15:22:57.762 |
| 28 - D1 | 23.847 | 44.073 | 14.211 | 1:22.131 (2) | 86.74 | 0.062 | 15:24:19.893 |
| 29 - D1 | 23.863 | 44.181 | 15.730 | 1:23.774 | 85.04 | 1.705 | 15:25:43.667 |
| 30 - D1 | 24.860 | 44.769 | 14.458 | 1:24.087 | 84.72 | 2.018 | 15:27:07.754 |
| 31 - D1 | 24.172 | 43.900 | 14.215 | 1:22.287 | 86.58 | 0.218 | 15:28:30.041 |
| 32 - D1 | 23.912 | 43.915 | 14.524 | 1:22.351 | 86.51 | 0.282 | 15:29:52.392 |

MSVT Trackday Championship

RACE 4 - SECTOR ANALYSIS

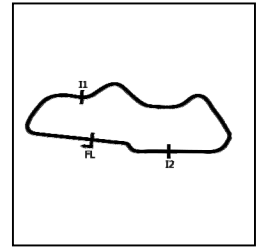


SECTOR 1 = FL to I1, SECTOR 2 = I1 to I2, SECTOR 3 = I2 to FL, DIFF = Difference To Personal Best Lap, P = Crossed Finish Line in Pit Lane, D = Time Disallowed

| P3 93 B | | Bigskidz Racing Team | | Ford Fiesta | | | |
|---------------------------|---------------|--------------------------|---------------|---------------------|------------------|----------|---------------------|
| IDEAL LAP TIME : 1:21.611 | | BEST LAP TIME : 1:21.866 | | DIFFERENCE : 0.255 | | | |
| D1: Kester COOK | | | | | | | |
| LAP | SECTOR 1 | SECTOR 2 | SECTOR 3 | LAP TIME | MPH | DIFF | TIME OF DAY |
| 1 - D1 | | 45.630 | 14.770 | 1:29.213 | 79.86 | 7.347 | 14:44:58.495 |
| 2 - D1 | 23.725 | 44.551 | 14.942 | 1:23.218 | 85.61 | 1.352 | 14:46:21.713 |
| 3 - D1 | 25.017 | 44.344 | 14.581 | 1:23.942 | 84.87 | 2.076 | 14:47:45.655 |
| 4 - D1 | 24.647 | 44.610 | 14.590 | 1:23.847 | 84.97 | 1.981 | 14:49:09.502 |
| 5 - D1 | 24.126 | 44.001 | 14.365 | 1:22.492 | 86.36 | 0.626 | 14:50:31.994 |
| 6 - D1 | 23.972 | 44.172 | 14.734 | 1:22.878 | 85.96 | 1.012 | 14:51:54.872 |
| 7 - D1 | 24.036 | 43.977 | 14.931 | 1:22.944 | 85.89 | 1.078 | 14:53:17.816 |
| 8 - D1 | 24.446 | 44.880 | 14.613 | 1:23.939 | 84.87 | 2.073 | 14:54:41.755 |
| 9 - D1 | 23.956 | 44.304 | 14.448 | 1:22.708 | 86.14 | 0.842 | 14:56:04.463 |
| 10 - D1 | 23.886 | 44.366 | 15.372 | 1:23.624 | 85.19 | 1.758 | 14:57:28.087 |
| 11 - D1 | 24.083 | 44.089 | 14.433 | 1:22.605 | 86.24 | 0.739 | 14:58:50.692 |
| 12 - D1 | 23.893 | 44.221 | 14.517 | 1:22.631 | 86.22 | 0.765 | 15:00:13.323 |
| 13 - D1 | 23.958 | 44.340 | IN PIT | 1:27.091 | P 81.80 | 5.225 | 15:01:40.414 |
| 14 - D1 | OUTLAP | 44.204 | 14.410 | 3:25.008 | 34.75 | 2:03.142 | 15:05:05.422 |
| 15 - D1 | 24.018 | 43.776 | 14.376 | 1:22.170 | 86.70 | 0.304 | 15:06:27.592 |
| 16 - D1 | 23.798 | 43.885 | 14.183 | 1:21.866 (1) | 87.02 | | 15:07:49.458 |
| 17 - D1 | 23.957 | 44.201 | 14.740 | 1:22.898 | 85.94 | 1.032 | 15:09:12.356 |
| 18 - D1 | 24.245 | 43.784 | 14.288 | 1:22.317 | 86.55 | 0.451 | 15:10:34.673 |
| 19 - D1 | 24.341 | 43.879 | 14.127 | 1:22.347 | 86.51 | 0.481 | 15:11:57.020 |
| 20 - D1 | 23.886 | 44.974 | 14.245 | 1:23.105 | 85.73 | 1.239 | 15:13:20.125 |
| 21 - D1 | 24.226 | 44.469 | 14.471 | 1:23.166 | 85.66 | 1.300 | 15:14:43.291 |
| 22 - D1 | 23.946 | 44.436 | 14.260 | 1:22.642 | 86.21 | 0.776 | 15:16:05.933 |
| 23 - D1 | 23.993 | 44.690 | 14.401 | 1:23.084 | 85.75 | 1.218 | 15:17:29.017 |
| 24 - D1 | 24.269 | 43.947 | 14.331 | 1:22.547 | 86.31 | 0.681 | 15:18:51.564 |
| 25 - D1 | 24.011 | 43.930 | 14.583 | 1:22.524 | 86.33 | 0.658 | 15:20:14.088 |
| 26 - D1 | 23.913 | 44.033 | 14.110 | 1:22.056 | (2) 86.82 | 0.190 | 15:21:36.144 |
| 27 - D1 | 23.901 | 44.022 | 14.211 | 1:22.134 | (3) 86.74 | 0.268 | 15:22:58.278 |
| 28 - D1 | 23.935 | 43.852 | 14.349 | 1:22.136 | 86.74 | 0.270 | 15:24:20.414 |
| 29 - D1 | 23.989 | 43.776 | 15.438 | 1:23.203 | 85.62 | 1.337 | 15:25:43.617 |
| 30 - D1 | 25.693 | 44.722 | 15.008 | 1:25.423 | 83.40 | 3.557 | 15:27:09.040 |
| 31 - D1 | 23.962 | 45.083 | 14.460 | 1:23.505 | 85.31 | 1.639 | 15:28:32.545 |
| 32 - D1 | 23.871 | 43.968 | 14.371 | 1:22.210 | 86.66 | 0.344 | 15:29:54.755 |

MSVT Trackday Championship

RACE 4 - SECTOR ANALYSIS

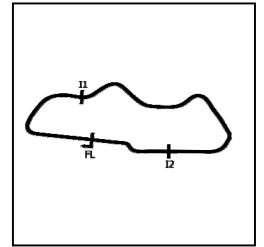


SECTOR 1 = FL to I1, SECTOR 2 = I1 to I2, SECTOR 3 = I2 to FL, DIFF = Difference To Personal Best Lap, P = Crossed Finish Line in Pit Lane, D = Time Disallowed

| P4 44 B Apple Car Centre | | Renault Clio | | | | | |
|---------------------------|---------------|--------------------------|---------------|---------------------|--------------|----------|---------------------|
| IDEAL LAP TIME : 1:21.402 | | BEST LAP TIME : 1:21.628 | | DIFFERENCE : 0.226 | | | |
| D1: Jordan HONEYBONE | | D2: Ray HONEYBONE | | | | | |
| LAP | SECTOR 1 | SECTOR 2 | SECTOR 3 | LAP TIME | MPH | DIFF | TIME OF DAY |
| 1 - D1 | | 45.261 | 15.182 | 1:30.115 | 79.06 | 8.487 | 14:44:59.397 |
| 2 - D1 | 23.966 | 44.503 | 14.981 | 1:23.450 | 85.37 | 1.822 | 14:46:22.847 |
| 3 - D1 | 24.319 | 44.523 | 14.683 | 1:23.525 | 85.29 | 1.897 | 14:47:46.372 |
| 4 - D1 | 24.469 | 44.516 | 14.756 | 1:23.741 | 85.07 | 2.113 | 14:49:10.113 |
| 5 - D1 | 24.383 | 44.137 | 14.569 | 1:23.089 | 85.74 | 1.461 | 14:50:33.202 |
| 6 - D1 | 24.165 | 44.257 | 14.607 | 1:23.029 | 85.80 | 1.401 | 14:51:56.231 |
| 7 - D1 | 24.212 | 44.071 | 14.608 | 1:22.891 | 85.95 | 1.263 | 14:53:19.122 |
| 8 - D1 | 24.055 | 44.516 | 14.968 | 1:23.539 | 85.28 | 1.911 | 14:54:42.661 |
| 9 - D1 | 24.313 | 44.893 | 14.505 | 1:23.711 | 85.10 | 2.083 | 14:56:06.372 |
| 10 - D1 | 23.894 | 44.261 | 14.609 | 1:22.764 | 86.08 | 1.136 | 14:57:29.136 |
| 11 - D1 | 23.984 | 44.315 | 15.522 | 1:23.821 | 84.99 | 2.193 | 14:58:52.957 |
| 12 - D1 | 24.459 | 45.105 | 15.366 | 1:24.930 | 83.88 | 3.302 | 15:00:17.887 |
| 13 - D1 | 23.932 | 44.513 | IN PIT | 1:25.963 | P 82.88 | 4.335 | 15:01:43.850 |
| 14 - D1 | OUTLAP | 44.449 | 14.491 | 3:26.225 | 34.54 | 2:04.597 | 15:05:10.075 |
| 15 - D1 | 24.008 | 44.231 | 14.519 | 1:22.758 | 86.09 | 1.130 | 15:06:32.833 |
| 16 - D1 | 24.014 | 44.505 | 14.170 | 1:22.689 | 86.16 | 1.061 | 15:07:55.522 |
| 17 - D1 | 24.107 | 44.093 | 14.239 | 1:22.439 | 86.42 | 0.811 | 15:09:17.961 |
| 18 - D1 | 23.957 | 43.896 | 14.272 | 1:22.125 | 86.75 | 0.497 | 15:10:40.086 |
| 19 - D1 | 23.884 | 44.018 | 14.703 | 1:22.605 | 86.24 | 0.977 | 15:12:02.691 |
| 20 - D1 | 24.092 | 44.214 | 14.655 | 1:22.961 | 85.87 | 1.333 | 15:13:25.652 |
| 21 - D1 | 24.032 | 44.587 | 14.362 | 1:22.981 | 85.85 | 1.353 | 15:14:48.633 |
| 22 - D1 | 24.126 | 44.732 | 15.062 | 1:23.920 | 84.89 | 2.292 | 15:16:12.553 |
| 23 - D1 | 23.841 | 44.221 | 14.541 | 1:22.603 | 86.25 | 0.975 | 15:17:35.156 |
| 24 - D1 | 23.957 | 44.010 | 14.129 | 1:22.096 (3) | 86.78 | 0.468 | 15:18:57.252 |
| 25 - D1 | 23.886 | 44.040 | 14.340 | 1:22.266 | 86.60 | 0.638 | 15:20:19.518 |
| 26 - D1 | 23.950 | 43.991 | 14.264 | 1:22.205 | 86.66 | 0.577 | 15:21:41.723 |
| 27 - D1 | 23.925 | 43.587 | 14.116 | 1:21.628 (1) | 87.28 | | 15:23:03.351 |
| 28 - D1 | 23.699 | 43.803 | 14.308 | 1:21.810 (2) | 87.08 | 0.182 | 15:24:25.161 |
| 29 - D1 | 23.927 | 44.042 | 14.227 | 1:22.196 | 86.67 | 0.568 | 15:25:47.357 |
| 30 - D1 | 23.910 | 44.448 | 14.294 | 1:22.652 | 86.20 | 1.024 | 15:27:10.009 |
| 31 - D1 | 24.516 | 44.266 | 15.924 | 1:24.706 | 84.11 | 3.078 | 15:28:34.715 |
| 32 - D1 | 24.249 | 43.973 | 15.074 | 1:23.296 | 85.53 | 1.668 | 15:29:58.011 |

MSVT Trackday Championship

RACE 4 - SECTOR ANALYSIS

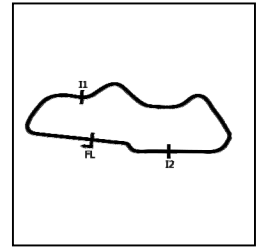


SECTOR 1 = FL to I1, SECTOR 2 = I1 to I2, SECTOR 3 = I2 to FL, DIFF = Difference To Personal Best Lap, P = Crossed Finish Line in Pit Lane, D = Time Disallowed

| P5 45 B FTP Motorsport | | | Caterham Super 7 | | | | |
|---------------------------|---------------|--------------------------|------------------|---------------------|------------------|----------|---------------------|
| IDEAL LAP TIME : 1:20.932 | | BEST LAP TIME : 1:21.353 | | DIFFERENCE : 0.421 | | | |
| D1: Chris PAYNE | | | | | | | |
| LAP | SECTOR 1 | SECTOR 2 | SECTOR 3 | LAP TIME | MPH | DIFF | TIME OF DAY |
| 1 - D1 | | 48.832 | 15.989 | 1:36.003 | 74.21 | 14.650 | 14:45:05.285 |
| 2 - D1 | 24.522 | 44.740 | 14.845 | 1:24.107 | 84.70 | 2.754 | 14:46:29.392 |
| 3 - D1 | 24.042 | 43.731 | 14.450 | 1:22.223 | 86.65 | 0.870 | 14:47:51.615 |
| 4 - D1 | 23.837 | 44.950 | 14.096 | 1:22.883 | 85.96 | 1.530 | 14:49:14.498 |
| 5 - D1 | 23.955 | 44.215 | 14.607 | 1:22.777 | 86.07 | 1.424 | 14:50:37.275 |
| 6 - D1 | 24.530 | 43.485 | 14.334 | 1:22.349 | 86.51 | 0.996 | 14:51:59.624 |
| 7 - D1 | 24.183 | 44.401 | 14.323 | 1:22.907 | 85.93 | 1.554 | 14:53:22.531 |
| 8 - D1 | 24.530 | 44.435 | 14.386 | 1:23.351 | 85.47 | 1.998 | 14:54:45.882 |
| 9 - D1 | 24.471 | 43.674 | 14.378 | 1:22.523 | 86.33 | 1.170 | 14:56:08.405 |
| 10 - D1 | 23.753 | 43.514 | 14.086 | 1:21.353 (1) | 87.57 | | 14:57:29.758 |
| 11 - D1 | 24.186 | 44.060 | 14.913 | 1:23.159 | 85.67 | 1.806 | 14:58:52.917 |
| 12 - D1 | 24.241 | 43.892 | 14.231 | 1:22.364 | 86.50 | 1.011 | 15:00:15.281 |
| 13 - D1 | 23.902 | 43.620 | 14.404 | 1:21.926 | 86.96 | 0.573 | 15:01:37.207 |
| 14 - D1 | 23.725 | 43.384 | 14.506 | 1:21.615 | 87.29 | 0.262 | 15:02:58.822 |
| 15 - D1 | 23.789 | 45.108 | 14.657 | 1:23.554 | 85.26 | 2.201 | 15:04:22.376 |
| 16 - D1 | 23.858 | 44.453 | 14.290 | 1:22.601 | 86.25 | 1.248 | 15:05:44.977 |
| 17 - D1 | 23.959 | 43.536 | 14.397 | 1:21.892 | 87.00 | 0.539 | 15:07:06.869 |
| 18 - D1 | 24.032 | 44.128 | 14.485 | 1:22.645 | 86.20 | 1.292 | 15:08:29.514 |
| 19 - D1 | 24.007 | 44.340 | 14.631 | 1:22.978 | 85.86 | 1.625 | 15:09:52.492 |
| 20 - D1 | 24.483 | 43.837 | IN PIT | 1:28.912 | P 80.13 | 7.559 | 15:11:21.404 |
| 21 - D1 | OUTLAP | 43.983 | 14.748 | 3:23.873 | 34.94 | 2:02.520 | 15:14:45.277 |
| 22 - D1 | 24.156 | 43.442 | 14.650 | 1:22.248 | 86.62 | 0.895 | 15:16:07.525 |
| 23 - D1 | 23.853 | 43.531 | 14.754 | 1:22.138 | 86.73 | 0.785 | 15:17:29.663 |
| 24 - D1 | 24.805 | 43.717 | 14.575 | 1:23.097 | 85.73 | 1.744 | 15:18:52.760 |
| 25 - D1 | 24.232 | 44.106 | 14.907 | 1:23.245 | 85.58 | 1.892 | 15:20:16.005 |
| 26 - D1 | 23.882 | 44.458 | 14.311 | 1:22.651 | 86.20 | 1.298 | 15:21:38.656 |
| 27 - D1 | 24.096 | 43.984 | 14.285 | 1:22.365 | 86.50 | 1.012 | 15:23:01.021 |
| 28 - D1 | 23.845 | 43.369 | 14.167 | 1:21.381 | (2) 87.54 | 0.028 | 15:24:22.402 |
| 29 - D1 | 23.920 | 43.121 | 14.364 | 1:21.405 | (3) 87.52 | 0.052 | 15:25:43.807 |
| 30 - D1 | 25.114 | 44.526 | 14.758 | 1:24.398 | 84.41 | 3.045 | 15:27:08.205 |
| 31 - D1 | 24.538 | 45.631 | 16.571 | 1:26.740 | 82.13 | 5.387 | 15:28:34.945 |
| 32 - D1 | 24.235 | 43.876 | 15.435 | 1:23.546 | 85.27 | 2.193 | 15:29:58.491 |

MSVT Trackday Championship

RACE 4 - SECTOR ANALYSIS



SECTOR 1 = FL to I1, SECTOR 2 = I1 to I2, SECTOR 3 = I2 to FL, DIFF = Difference To Personal Best Lap, P = Crossed Finish Line in Pit Lane, D = Time Disallowed

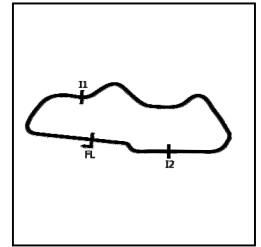
| P6 113 B | | Team Darkside | | Seat Ibiza TDI | | | |
|---------------------------|---------------|--------------------------|---------------|-----------------------|--------------|----------|---------------------|
| IDEAL LAP TIME : 1:21.495 | | BEST LAP TIME : 1:22.002 | | DIFFERENCE : 0.507 | | | |
| D1: Scott PARKIN | | | | | | | |
| LAP | SECTOR 1 | SECTOR 2 | SECTOR 3 | LAP TIME | MPH | DIFF | TIME OF DAY |
| 1 - D1 | | 44.679 | 14.670 | 1:28.642 | 80.37 | 6.640 | 14:44:57.924 |
| 2 - D1 | 23.712 | 44.864 | 14.719 | 1:23.295 | 85.53 | 1.293 | 14:46:21.219 |
| 3 - D1 | 23.968 | 44.757 | 15.427 | 1:24.152 | 84.66 | 2.150 | 14:47:45.371 |
| 4 - D1 | 24.487 | 44.204 | 14.681 | 1:23.372 | 85.45 | 1.370 | 14:49:08.743 |
| 5 - D1 | 23.983 | 43.843 | 14.601 | 1:22.427 | 86.43 | 0.425 | 14:50:31.170 |
| 6 - D1 | 23.823 | 44.028 | 14.527 | 1:22.378 | 86.48 | 0.376 | 14:51:53.548 |
| 7 - D1 | 24.434 | 44.284 | 15.157 | 1:23.875 | 84.94 | 1.873 | 14:53:17.423 |
| 8 - D1 | 24.370 | 45.598 | 14.865 | 1:24.833 | 83.98 | 2.831 | 14:54:42.256 |
| 9 - D1 | 24.438 | 45.697 | 14.705 | 1:24.840 | 83.97 | 2.838 | 14:56:07.096 |
| 10 - D1 | 24.006 | 43.687 | 14.710 | 1:22.403 | 86.46 | 0.401 | 14:57:29.499 |
| 11 - D1 | 24.056 | 44.193 | 15.036 | 1:23.285 | 85.54 | 1.283 | 14:58:52.784 |
| 12 - D1 | 24.067 | 45.403 | IN PIT | 1:27.529 P | 81.39 | 5.527 | 15:00:20.313 |
| 13 - D1 | | 43.870 | 14.558 | 3:20.807 | 35.48 | 1:58.805 | 15:03:41.120 |
| 14 - D1 | 23.990 | 43.897 | 14.665 | 1:22.552 | 86.30 | 0.550 | 15:05:03.672 |
| 15 - D1 | 24.051 | 43.827 | 14.909 | 1:22.787 | 86.05 | 0.785 | 15:06:26.459 |
| 16 - D1 | 23.881 | 43.725 | 14.555 | 1:22.161 (2) | 86.71 | 0.159 | 15:07:48.620 |
| 17 - D1 | 23.996 | 43.615 | 17.670 | 1:25.281 | 83.54 | 3.279 | 15:09:13.901 |
| 18 - D1 | 24.941 | 43.968 | 14.528 | 1:23.437 | 85.38 | 1.435 | 15:10:37.338 |
| 19 - D1 | 24.261 | 45.937 | 14.550 | 1:24.748 | 84.06 | 2.746 | 15:12:02.086 |
| 20 - D1 | 24.131 | 44.186 | 14.670 | 1:22.987 | 85.85 | 0.985 | 15:13:25.073 |
| 21 - D1 | 24.073 | 44.353 | 14.755 | 1:23.181 | 85.65 | 1.179 | 15:14:48.254 |
| 22 - D1 | 24.244 | 44.997 | 15.440 | 1:24.681 | 84.13 | 2.679 | 15:16:12.935 |
| 23 - D1 | 23.904 | 44.402 | 14.593 | 1:22.899 | 85.94 | 0.897 | 15:17:35.834 |
| 24 - D1 | 23.903 | 43.773 | 14.585 | 1:22.261 | 86.61 | 0.259 | 15:18:58.095 |
| 25 - D1 | 24.100 | 43.492 | 14.623 | 1:22.215 (3) | 86.65 | 0.213 | 15:20:20.310 |
| 26 - D1 | 23.926 | 44.023 | 14.458 | 1:22.407 | 86.45 | 0.405 | 15:21:42.717 |
| 27 - D1 | 23.983 | 43.663 | 14.356 | 1:22.002 (1) | 86.88 | | 15:23:04.719 |
| 28 - D1 | 23.938 | 43.590 | 14.817 | 1:22.345 | 86.52 | 0.343 | 15:24:27.064 |
| 29 - D1 | 24.040 | 43.974 | 14.321 | 1:22.335 | 86.53 | 0.333 | 15:25:49.399 |
| 30 - D1 | 24.225 | 44.353 | 14.291 | 1:22.869 | 85.97 | 0.867 | 15:27:12.268 |
| 31 - D1 | 23.912 | 43.737 | 15.944 | 1:23.593 | 85.23 | 1.591 | 15:28:35.861 |
| 32 - D1 | 25.606 | 44.463 | 14.566 | 1:24.635 | 84.18 | 2.633 | 15:30:00.496 |

Weather / Track : Sunny / Dry

Donington Park National
 Circuit Length = 1.9790 miles
 Start: 14:43 Flag 15:29 End: 15:32

MSVT Trackday Championship

RACE 4 - SECTOR ANALYSIS

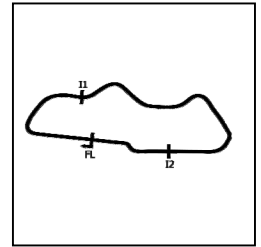


SECTOR 1 = FL to I1, SECTOR 2 = I1 to I2, SECTOR 3 = I2 to FL, DIFF = Difference To Personal Best Lap, P = Crossed Finish Line in Pit Lane, D = Time Disallowed

| P7 134 G DR Racing | | Mazda MX5 | | | | | |
|---------------------------|---------------|--------------------------|---------------|---------------------|--------------|----------|---------------------|
| IDEAL LAP TIME : 1:22.340 | | BEST LAP TIME : 1:22.809 | | DIFFERENCE : 0.469 | | | |
| D1: Dan ROGERS | | | | | | | |
| LAP | SECTOR 1 | SECTOR 2 | SECTOR 3 | LAP TIME | MPH | DIFF | TIME OF DAY |
| 1 - D1 | | 45.851 | 15.436 | 1:32.689 | 76.86 | 9.880 | 14:45:01.971 |
| 2 - D1 | 24.884 | 43.942 | 14.789 | 1:23.615 | 85.20 | 0.806 | 14:46:25.586 |
| 3 - D1 | 24.178 | 44.637 | 14.622 | 1:23.437 | 85.38 | 0.628 | 14:47:49.023 |
| 4 - D1 | 24.292 | 45.353 | 14.709 | 1:24.354 | 84.46 | 1.545 | 14:49:13.377 |
| 5 - D1 | 24.662 | 44.505 | 15.207 | 1:24.374 | 84.44 | 1.565 | 14:50:37.751 |
| 6 - D1 | 24.852 | 44.348 | 14.476 | 1:23.676 | 85.14 | 0.867 | 14:52:01.427 |
| 7 - D1 | 24.304 | 44.311 | 14.455 | 1:23.070 | 85.76 | 0.261 | 14:53:24.497 |
| 8 - D1 | 24.300 | 44.974 | 14.814 | 1:24.088 | 84.72 | 1.279 | 14:54:48.585 |
| 9 - D1 | 24.299 | 44.383 | 14.570 | 1:23.252 | 85.57 | 0.443 | 14:56:11.837 |
| 10 - D1 | 24.232 | 44.577 | 14.487 | 1:23.296 | 85.53 | 0.487 | 14:57:35.133 |
| 11 - D1 | 24.772 | 44.647 | 14.756 | 1:24.175 | 84.64 | 1.366 | 14:58:59.308 |
| 12 - D1 | 24.322 | 44.383 | IN PIT | 1:25.646 P | 83.18 | 2.837 | 15:00:24.954 |
| 13 - D1 | OUTLAP | 45.137 | 14.493 | 3:23.321 | 35.04 | 2:00.512 | 15:03:48.275 |
| 14 - D1 | 24.447 | 44.246 | 14.220 | 1:22.913 | 85.92 | 0.104 | 15:05:11.188 |
| 15 - D1 | 24.332 | 44.143 | 14.334 | 1:22.809 (1) | 86.03 | | 15:06:33.997 |
| 16 - D1 | 24.303 | 44.091 | 14.600 | 1:22.994 | 85.84 | 0.185 | 15:07:56.991 |
| 17 - D1 | 24.590 | 44.809 | 14.565 | 1:23.964 | 84.85 | 1.155 | 15:09:20.955 |
| 18 - D1 | 24.488 | 44.341 | 14.346 | 1:23.175 | 85.65 | 0.366 | 15:10:44.130 |
| 19 - D1 | 24.328 | 44.235 | 14.486 | 1:23.049 | 85.78 | 0.240 | 15:12:07.179 |
| 20 - D1 | 24.295 | 44.280 | 14.387 | 1:22.962 | 85.87 | 0.153 | 15:13:30.141 |
| 21 - D1 | 24.285 | 44.275 | 14.513 | 1:23.073 | 85.76 | 0.264 | 15:14:53.214 |
| 22 - D1 | 24.280 | 44.483 | 15.062 | 1:23.825 | 84.99 | 1.016 | 15:16:17.039 |
| 23 - D1 | 24.369 | 44.209 | 14.404 | 1:22.982 | 85.85 | 0.173 | 15:17:40.021 |
| 24 - D1 | 24.282 | 44.300 | 14.277 | 1:22.859 (2) | 85.98 | 0.050 | 15:19:02.880 |
| 25 - D1 | 24.270 | 44.339 | 14.510 | 1:23.119 | 85.71 | 0.310 | 15:20:25.999 |
| 26 - D1 | 24.344 | 44.412 | 14.982 | 1:23.738 | 85.08 | 0.929 | 15:21:49.737 |
| 27 - D1 | 24.382 | 44.268 | 14.326 | 1:22.976 | 85.86 | 0.167 | 15:23:12.713 |
| 28 - D1 | 24.404 | 44.384 | 14.491 | 1:23.279 | 85.55 | 0.470 | 15:24:35.992 |
| 29 - D1 | 24.312 | 44.654 | 14.551 | 1:23.517 | 85.30 | 0.708 | 15:25:59.509 |
| 30 - D1 | 24.300 | 44.303 | 14.271 | 1:22.874 (3) | 85.96 | 0.065 | 15:27:22.383 |
| 31 - D1 | 24.387 | 44.461 | 14.292 | 1:23.140 | 85.69 | 0.331 | 15:28:45.523 |
| 32 - D1 | 24.201 | 44.304 | 14.398 | 1:22.903 | 85.93 | 0.094 | 15:30:08.426 |

MSVT Trackday Championship

RACE 4 - SECTOR ANALYSIS

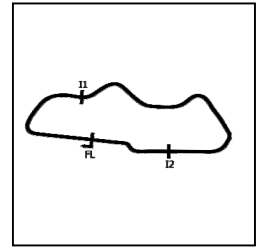


SECTOR 1 = FL to I1, SECTOR 2 = I1 to I2, SECTOR 3 = I2 to FL, DIFF = Difference To Personal Best Lap, P = Crossed Finish Line in Pit Lane, D = Time Disallowed

| P8 121 B | | R-Tech Welding Racing | | Clio X98 Gen 4 | | | |
|---------------------------|---------------|--------------------------|---------------|--------------------|-------------------------|----------|---------------------|
| IDEAL LAP TIME : 1:21.897 | | BEST LAP TIME : 1:22.143 | | DIFFERENCE : 0.246 | | | |
| D1: Ben DAVIS | | | | | | | |
| LAP | SECTOR 1 | SECTOR 2 | SECTOR 3 | LAP TIME | MPH | DIFF | TIME OF DAY |
| 1 - D1 | | 44.947 | 15.121 | 1:29.751 | 79.38 | 7.608 | 14:44:59.033 |
| 2 - D1 | 23.740 | 44.334 | 14.986 | 1:23.060 | 85.77 | 0.917 | 14:46:22.093 |
| 3 - D1 | 24.046 | 43.913 | 15.442 | 1:23.401 | 85.42 | 1.258 | 14:47:45.494 |
| 4 - D1 | 24.579 | 44.585 | 14.453 | 1:23.617 | 85.20 | 1.474 | 14:49:09.111 |
| 5 - D1 | 23.963 | 44.055 | 14.483 | 1:22.501 | 86.35 | 0.358 | 14:50:31.612 |
| 6 - D1 | 24.117 | 44.244 | 14.664 | 1:23.025 | 85.81 | 0.882 | 14:51:54.637 |
| 7 - D1 | 23.961 | 43.982 | 14.962 | 1:22.905 | 85.93 | 0.762 | 14:53:17.542 |
| 8 - D1 | 24.507 | 44.595 | 14.837 | 1:23.939 | 84.87 | 1.796 | 14:54:41.481 |
| 9 - D1 | 23.902 | 44.328 | 14.409 | 1:22.639 | 86.21 | 0.496 | 14:56:04.120 |
| 10 - D1 | 23.978 | 44.372 | 15.238 | 1:23.588 | 85.23 | 1.445 | 14:57:27.708 |
| 11 - D1 | 24.026 | 44.246 | 14.509 | 1:22.781 | 86.06 | 0.638 | 14:58:50.489 |
| 12 - D1 | 23.940 | 44.111 | 14.567 | 1:22.618 | 86.23 | 0.475 | 15:00:13.107 |
| 13 - D1 | 24.005 | 44.317 | 14.605 | 1:22.927 | 85.91 | 0.784 | 15:01:36.034 |
| 14 - D1 | 23.890 | 44.082 | 14.488 | 1:22.460 | 86.40 | 0.317 | 15:02:58.494 |
| 15 - D1 | 23.873 | 45.006 | IN PIT | 1:26.366 | P 82.49 | 4.223 | 15:04:24.860 |
| 16 - D1 | OUTLAP | 44.219 | 14.505 | 3:21.599 | 35.34 | 1:59.456 | 15:07:46.459 |
| 17 - D1 | 23.848 | 44.049 | 14.368 | 1:22.265 | (2) 86.60 | 0.122 | 15:09:08.724 |
| 18 - D1 | 24.501 | 44.831 | 14.391 | 1:23.723 | 85.09 | 1.580 | 15:10:32.447 |
| 19 - D1 | 23.862 | 44.141 | 14.321 | 1:22.324 | (3) 86.54 | 0.181 | 15:11:54.771 |
| 20 - D1 | 24.043 | 44.604 | 14.265 | 1:22.912 | 85.93 | 0.769 | 15:13:17.683 |
| 21 - D1 | 24.143 | 46.052 | 14.887 | 1:25.082 | 83.73 | 2.939 | 15:14:42.765 |
| 22 - D1 | 24.249 | 44.282 | 14.334 | 1:22.865 | 85.97 | 0.722 | 15:16:05.630 |
| 23 - D1 | 24.021 | 44.548 | 14.506 | 1:23.075 | 85.76 | 0.932 | 15:17:28.705 |
| 24 - D1 | 25.263 | 44.029 | 14.542 | 1:23.834 | 84.98 | 1.691 | 15:18:52.539 |
| 25 - D1 | 24.062 | 44.364 | 14.691 | 1:23.117 | 85.71 | 0.974 | 15:20:15.656 |
| 26 - D1 | 23.958 | 45.095 | 14.244 | 1:23.297 | 85.53 | 1.154 | 15:21:38.953 |
| 27 - D1 | 24.100 | 44.303 | 14.279 | 1:22.682 | 86.16 | 0.539 | 15:23:01.635 |
| 28 - D1 | 23.757 | 43.950 | 14.436 | 1:22.143 | (1) 86.73 | | 15:24:23.778 |
| 29 - D1 | 23.947 | 44.823 | 14.380 | 1:23.150 | 85.68 | 1.007 | 15:25:46.928 |
| 30 - D1 | 23.997 | 48.080 | 15.451 | 1:27.528 | 81.39 | 5.385 | 15:27:14.456 |
| 31 - D1 | 24.916 | 46.930 | 15.071 | 1:26.917 | 81.97 | 4.774 | 15:28:41.373 |
| 32 - D1 | 25.064 | 52.919 | 19.559 | 1:37.542 | 73.04 | 15.399 | 15:30:18.915 |

MSVT Trackday Championship

RACE 4 - SECTOR ANALYSIS

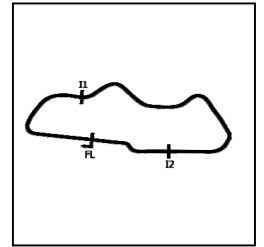


SECTOR 1 = FL to I1, SECTOR 2 = I1 to I2, SECTOR 3 = I2 to FL, DIFF = Difference To Personal Best Lap, P = Crossed Finish Line in Pit Lane, D = Time Disallowed

| P9 34 B SW Motorsports | | Honda Civic | | | | | |
|---------------------------|---------------|--------------------------|---------------|---------------------|--------------|----------|---------------------|
| IDEAL LAP TIME : 1:22.435 | | BEST LAP TIME : 1:22.828 | | DIFFERENCE : 0.393 | | | |
| D1: Tim EVANS | | D2: George ALP-WILLIAMS | | | | | |
| LAP | SECTOR 1 | SECTOR 2 | SECTOR 3 | LAP TIME | MPH | DIFF | TIME OF DAY |
| 1 - D1 | | 46.760 | 16.345 | 1:35.073 | 74.93 | 12.245 | 14:45:04.355 |
| 2 - D1 | 24.434 | 44.533 | 14.498 | 1:23.465 | 85.36 | 0.637 | 14:46:27.820 |
| 3 - D1 | 24.315 | 44.458 | 14.743 | 1:23.516 | 85.30 | 0.688 | 14:47:51.336 |
| 4 - D1 | 24.477 | 44.944 | 14.842 | 1:24.263 | 84.55 | 1.435 | 14:49:15.599 |
| 5 - D1 | 24.114 | 44.415 | 14.668 | 1:23.197 | 85.63 | 0.369 | 14:50:38.796 |
| 6 - D1 | 24.877 | 44.912 | 14.761 | 1:24.550 | 84.26 | 1.722 | 14:52:03.346 |
| 7 - D1 | 24.129 | 44.228 | 14.471 | 1:22.828 (1) | 86.01 | | 14:53:26.174 |
| 8 - D1 | 24.192 | 44.951 | 14.438 | 1:23.581 | 85.24 | 0.753 | 14:54:49.755 |
| 9 - D1 | 24.216 | 44.522 | 14.380 | 1:23.118 (2) | 85.71 | 0.290 | 14:56:12.873 |
| 10 - D1 | 23.942 | 44.379 | 14.847 | 1:23.168 (3) | 85.66 | 0.340 | 14:57:36.041 |
| 11 - D1 | 24.589 | 44.775 | 14.895 | 1:24.259 | 84.55 | 1.431 | 14:59:00.300 |
| 12 - D1 | 24.207 | 44.514 | IN PIT | 1:28.047 P | 80.91 | 5.219 | 15:00:28.347 |
| 13 - D1 | OUTLAP | 44.667 | 15.235 | 3:29.968 | 33.93 | 2:07.140 | 15:03:58.315 |
| 14 - D1 | 24.584 | 44.570 | 16.558 | 1:25.712 | 83.12 | 2.884 | 15:05:24.027 |
| 15 - D1 | 25.193 | 45.210 | 15.832 | 1:26.235 | 82.61 | 3.407 | 15:06:50.262 |
| 16 - D1 | 24.808 | 44.673 | 15.072 | 1:24.553 | 84.26 | 1.725 | 15:08:14.815 |
| 17 - D1 | 24.633 | 44.912 | 14.834 | 1:24.379 | 84.43 | 1.551 | 15:09:39.194 |
| 18 - D1 | 24.393 | 44.465 | 14.583 | 1:23.441 | 85.38 | 0.613 | 15:11:02.635 |
| 19 - D1 | 24.230 | 44.286 | 14.726 | 1:23.242 | 85.58 | 0.414 | 15:12:25.877 |
| 20 - D1 | 24.145 | 44.923 | 14.997 | 1:24.065 | 84.75 | 1.237 | 15:13:49.942 |
| 21 - D1 | 24.352 | 44.266 | 15.011 | 1:23.629 | 85.19 | 0.801 | 15:15:13.571 |
| 22 - D1 | 24.252 | 45.006 | 14.761 | 1:24.019 | 84.79 | 1.191 | 15:16:37.590 |
| 23 - D1 | 24.298 | 44.332 | 14.619 | 1:23.249 | 85.58 | 0.421 | 15:18:00.839 |
| 24 - D1 | 24.375 | 44.113 | 14.689 | 1:23.177 | 85.65 | 0.349 | 15:19:24.016 |
| 25 - D1 | 25.145 | 44.882 | 14.846 | 1:24.873 | 83.94 | 2.045 | 15:20:48.889 |
| 26 - D1 | 24.490 | 44.665 | 14.896 | 1:24.051 | 84.76 | 1.223 | 15:22:12.940 |
| 27 - D1 | 24.638 | 44.526 | 14.580 | 1:23.744 | 85.07 | 0.916 | 15:23:36.684 |
| 28 - D1 | 24.304 | 44.619 | 14.941 | 1:23.864 | 84.95 | 1.036 | 15:25:00.548 |
| 29 - D1 | 24.520 | 44.706 | 14.838 | 1:24.064 | 84.75 | 1.236 | 15:26:24.612 |
| 30 - D1 | 24.462 | 44.834 | 14.943 | 1:24.239 | 84.57 | 1.411 | 15:27:48.851 |
| 31 - D1 | 24.672 | 44.413 | 16.924 | 1:26.009 | 82.83 | 3.181 | 15:29:14.860 |
| 32 - D1 | 24.957 | 44.569 | 14.906 | 1:24.432 | 84.38 | 1.604 | 15:30:39.292 |

MSVT Trackday Championship

RACE 4 - SECTOR ANALYSIS

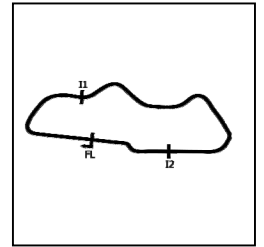


SECTOR 1 = FL to I1, SECTOR 2 = I1 to I2, SECTOR 3 = I2 to FL, DIFF = Difference To Personal Best Lap, P = Crossed Finish Line in Pit Lane, D = Time Disallowed

| P10 146 C | | Foz Motorsport | | Renault Clio | | | |
|---------------------------|---------------|--------------------------|---------------|---------------------|--------------|----------|---------------------|
| IDEAL LAP TIME : 1:22.889 | | BEST LAP TIME : 1:23.417 | | DIFFERENCE : 0.528 | | | |
| D1: Simon HARRISON | | | | | | | |
| LAP | SECTOR 1 | SECTOR 2 | SECTOR 3 | LAP TIME | MPH | DIFF | TIME OF DAY |
| 1 - D1 | | 48.145 | 15.998 | 1:36.862 | 73.55 | 13.445 | 14:45:06.144 |
| 2 - D1 | 24.876 | 44.921 | 15.159 | 1:24.956 | 83.86 | 1.539 | 14:46:31.100 |
| 3 - D1 | 24.608 | 45.456 | 15.724 | 1:25.788 | 83.04 | 2.371 | 14:47:56.888 |
| 4 - D1 | 24.453 | 44.841 | 14.748 | 1:24.042 | 84.77 | 0.625 | 14:49:20.930 |
| 5 - D1 | 24.339 | 44.589 | 14.534 | 1:23.462 (3) | 85.36 | 0.045 | 14:50:44.392 |
| 6 - D1 | 24.587 | 45.320 | 15.066 | 1:24.973 | 83.84 | 1.556 | 14:52:09.365 |
| 7 - D1 | 24.698 | 45.148 | 14.775 | 1:24.621 | 84.19 | 1.204 | 14:53:33.986 |
| 8 - D1 | 24.565 | 44.888 | 14.814 | 1:24.267 | 84.54 | 0.850 | 14:54:58.253 |
| 9 - D1 | 24.623 | 44.220 | 14.996 | 1:23.839 | 84.98 | 0.422 | 14:56:22.092 |
| 10 - D1 | 25.095 | 45.698 | 14.608 | 1:25.401 | 83.42 | 1.984 | 14:57:47.493 |
| 11 - D1 | 24.300 | 44.586 | IN PIT | 1:26.473 P | 82.39 | 3.056 | 14:59:13.966 |
| 12 - D1 | OUTLAP | 44.427 | 14.675 | 3:25.763 | 34.62 | 2:02.346 | 15:02:39.729 |
| 13 - D1 | 24.562 | 44.613 | 14.832 | 1:24.007 | 84.81 | 0.590 | 15:04:03.736 |
| 14 - D1 | 24.533 | 44.610 | 14.805 | 1:23.948 | 84.86 | 0.531 | 15:05:27.684 |
| 15 - D1 | 24.302 | 44.746 | 15.424 | 1:24.472 | 84.34 | 1.055 | 15:06:52.156 |
| 16 - D1 | 24.502 | 45.058 | 15.601 | 1:25.161 | 83.66 | 1.744 | 15:08:17.317 |
| 17 - D1 | 25.108 | 45.394 | 15.027 | 1:25.529 | 83.30 | 2.112 | 15:09:42.846 |
| 18 - D1 | 24.477 | 44.472 | 15.531 | 1:24.480 | 84.33 | 1.063 | 15:11:07.326 |
| 19 - D1 | 24.694 | 44.584 | 14.404 | 1:23.682 | 85.13 | 0.265 | 15:12:31.008 |
| 20 - D1 | 24.391 | 44.474 | 14.567 | 1:23.432 (2) | 85.39 | 0.015 | 15:13:54.440 |
| 21 - D1 | 24.290 | 44.926 | 14.551 | 1:23.767 | 85.05 | 0.350 | 15:15:18.207 |
| 22 - D1 | 24.287 | 44.715 | 15.456 | 1:24.458 | 84.35 | 1.041 | 15:16:42.665 |
| 23 - D1 | 24.827 | 44.655 | 14.532 | 1:24.014 | 84.80 | 0.597 | 15:18:06.679 |
| 24 - D1 | 24.412 | 44.666 | 14.421 | 1:23.499 | 85.32 | 0.082 | 15:19:30.178 |
| 25 - D1 | 24.497 | 44.691 | 14.489 | 1:23.677 | 85.14 | 0.260 | 15:20:53.855 |
| 26 - D1 | 24.347 | 44.822 | 15.322 | 1:24.491 | 84.32 | 1.074 | 15:22:18.346 |
| 27 - D1 | 24.541 | 44.977 | 15.180 | 1:24.698 | 84.11 | 1.281 | 15:23:43.044 |
| 28 - D1 | 24.609 | 44.691 | 14.475 | 1:23.775 | 85.04 | 0.358 | 15:25:06.819 |
| 29 - D1 | 24.604 | 44.946 | 14.382 | 1:23.932 | 84.88 | 0.515 | 15:26:30.751 |
| 30 - D1 | 24.392 | 44.319 | 14.706 | 1:23.417 (1) | 85.40 | | 15:27:54.168 |
| 31 - D1 | 24.574 | 44.617 | 15.778 | 1:24.969 | 83.84 | 1.552 | 15:29:19.137 |
| 32 - D1 | 24.644 | 44.934 | 14.495 | 1:24.073 | 84.74 | 0.656 | 15:30:43.210 |

MSVT Trackday Championship

RACE 4 - SECTOR ANALYSIS

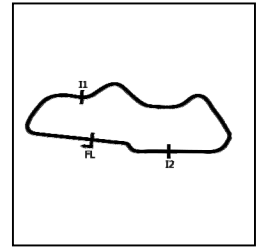


SECTOR 1 = FL to I1, SECTOR 2 = I1 to I2, SECTOR 3 = I2 to FL, DIFF = Difference To Personal Best Lap, P = Crossed Finish Line in Pit Lane, D = Time Disallowed

| P11 116 C | | G&M Motorsport | | Honda Civic | | | |
|---------------------------|---------------|--------------------------|---------------|---------------------|--------------|----------|---------------------|
| IDEAL LAP TIME : 1:22.867 | | BEST LAP TIME : 1:23.408 | | DIFFERENCE : 0.541 | | | |
| D1: Sam GAY | | | | | | | |
| LAP | SECTOR 1 | SECTOR 2 | SECTOR 3 | LAP TIME | MPH | DIFF | TIME OF DAY |
| 1 - D1 | | 45.908 | 14.916 | 1:32.053 | 77.39 | 8.645 | 14:45:01.335 |
| 2 - D1 | 24.164 | 45.208 | 14.484 | 1:23.856 | 84.96 | 0.448 | 14:46:25.191 |
| 3 - D1 | 24.347 | 44.645 | 14.495 | 1:23.487 (3) | 85.33 | 0.079 | 14:47:48.678 |
| 4 - D1 | 24.435 | 45.434 | 14.494 | 1:24.363 | 84.45 | 0.955 | 14:49:13.041 |
| 5 - D1 | 25.113 | 45.250 | 14.577 | 1:24.940 | 83.87 | 1.532 | 14:50:37.981 |
| 6 - D1 | 25.112 | 45.035 | 14.478 | 1:24.625 | 84.19 | 1.217 | 14:52:02.606 |
| 7 - D1 | 24.513 | 44.231 | 14.696 | 1:23.440 (2) | 85.38 | 0.032 | 14:53:26.046 |
| 8 - D1 | 24.995 | 44.753 | 14.615 | 1:24.363 | 84.45 | 0.955 | 14:54:50.409 |
| 9 - D1 | 24.389 | 44.676 | 14.730 | 1:23.795 | 85.02 | 0.387 | 14:56:14.204 |
| 10 - D1 | 24.407 | 46.070 | 14.970 | 1:25.447 | 83.38 | 2.039 | 14:57:39.651 |
| 11 - D1 | 24.506 | 45.015 | 14.606 | 1:24.127 | 84.68 | 0.719 | 14:59:03.778 |
| 12 - D1 | 24.282 | 44.863 | 14.855 | 1:24.000 | 84.81 | 0.592 | 15:00:27.778 |
| 13 - D1 | 24.584 | 44.582 | 14.781 | 1:23.947 | 84.87 | 0.539 | 15:01:51.725 |
| 14 - D1 | 24.435 | 44.782 | IN PIT | 1:27.386 P | 81.53 | 3.978 | 15:03:19.111 |
| 15 - D1 | OUTLAP | 45.813 | 15.592 | 3:30.796 | 33.79 | 2:07.388 | 15:06:49.907 |
| 16 - D1 | 24.501 | 44.877 | 15.090 | 1:24.468 | 84.34 | 1.060 | 15:08:14.375 |
| 17 - D1 | 24.789 | 45.699 | 14.843 | 1:25.331 | 83.49 | 1.923 | 15:09:39.706 |
| 18 - D1 | 24.482 | 44.927 | 14.743 | 1:24.152 | 84.66 | 0.744 | 15:11:03.858 |
| 19 - D1 | 24.346 | 44.731 | 14.602 | 1:23.679 | 85.14 | 0.271 | 15:12:27.537 |
| 20 - D1 | 24.272 | 45.920 | 15.323 | 1:25.515 | 83.31 | 2.107 | 15:13:53.052 |
| 21 - D1 | 24.760 | 45.619 | 14.529 | 1:24.908 | 83.91 | 1.500 | 15:15:17.960 |
| 22 - D1 | 24.292 | 44.598 | 14.518 | 1:23.408 (1) | 85.41 | | 15:16:41.368 |
| 23 - D1 | 24.535 | 44.726 | 14.705 | 1:23.966 | 84.85 | 0.558 | 15:18:05.334 |
| 24 - D1 | 24.596 | 44.615 | 14.666 | 1:23.877 | 84.94 | 0.469 | 15:19:29.211 |
| 25 - D1 | 24.729 | 44.584 | 14.919 | 1:24.232 | 84.58 | 0.824 | 15:20:53.443 |
| 26 - D1 | 24.582 | 44.462 | 14.472 | 1:23.516 | 85.30 | 0.108 | 15:22:16.959 |
| 27 - D1 | 24.491 | 44.608 | 14.711 | 1:23.810 | 85.00 | 0.402 | 15:23:40.769 |
| 28 - D1 | 24.373 | 44.717 | 15.697 | 1:24.787 | 84.02 | 1.379 | 15:25:05.556 |
| 29 - D1 | 24.681 | 44.740 | 14.729 | 1:24.150 | 84.66 | 0.742 | 15:26:29.706 |
| 30 - D1 | 24.749 | 44.802 | 14.702 | 1:24.253 | 84.56 | 0.845 | 15:27:53.959 |
| 31 - D1 | 24.581 | 44.536 | 15.641 | 1:24.758 | 84.05 | 1.350 | 15:29:18.717 |
| 32 - D1 | 24.631 | 44.585 | 14.688 | 1:23.904 | 84.91 | 0.496 | 15:30:42.621 |

MSVT Trackday Championship

RACE 4 - SECTOR ANALYSIS

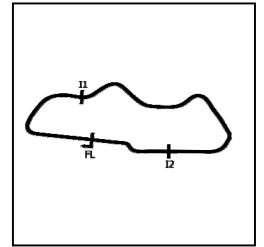


SECTOR 1 = FL to I1, SECTOR 2 = I1 to I2, SECTOR 3 = I2 to FL, DIFF = Difference To Personal Best Lap, P = Crossed Finish Line in Pit Lane, D = Time Disallowed

| P12 144 C | | Foz Motorsport | | Renault Clio | | | |
|---------------------------|---------------|--------------------------|---------------|---------------------|--------------|----------|---------------------|
| IDEAL LAP TIME : 1:22.995 | | BEST LAP TIME : 1:23.143 | | DIFFERENCE : 0.148 | | | |
| D1: Pete BENNETT | | | | | | | |
| LAP | SECTOR 1 | SECTOR 2 | SECTOR 3 | LAP TIME | MPH | DIFF | TIME OF DAY |
| 1 - D1 | | 45.629 | 15.787 | 1:33.058 | 76.56 | 9.915 | 14:45:02.340 |
| 2 - D1 | 24.991 | 44.395 | 14.652 | 1:24.038 | 84.77 | 0.895 | 14:46:26.378 |
| 3 - D1 | 24.224 | 44.469 | 14.550 | 1:23.243 (2) | 85.58 | 0.100 | 14:47:49.621 |
| 4 - D1 | 24.551 | 44.709 | 15.475 | 1:24.735 | 84.08 | 1.592 | 14:49:14.356 |
| 5 - D1 | 24.751 | 44.691 | 14.720 | 1:24.162 | 84.65 | 1.019 | 14:50:38.518 |
| 6 - D1 | 24.818 | 45.194 | 15.246 | 1:25.258 | 83.56 | 2.115 | 14:52:03.776 |
| 7 - D1 | 24.367 | 44.283 | 14.493 | 1:23.143 (1) | 85.69 | | 14:53:26.919 |
| 8 - D1 | 24.325 | 44.768 | 14.832 | 1:23.925 | 84.89 | 0.782 | 14:54:50.844 |
| 9 - D1 | 24.444 | 44.460 | 14.631 | 1:23.535 | 85.28 | 0.392 | 14:56:14.379 |
| 10 - D1 | 24.491 | 45.387 | 14.530 | 1:24.408 | 84.40 | 1.265 | 14:57:38.787 |
| 11 - D1 | 24.258 | 44.430 | 14.779 | 1:23.467 | 85.35 | 0.324 | 14:59:02.254 |
| 12 - D1 | 24.339 | 44.421 | 14.646 | 1:23.406 (3) | 85.42 | 0.263 | 15:00:25.660 |
| 13 - D1 | 24.305 | 44.585 | IN PIT | 1:26.117 P | 82.73 | 2.974 | 15:01:51.777 |
| 14 - D1 | OUTLAP | 44.711 | 24.961 | 3:32.093 | 33.59 | 2:08.950 | 15:05:23.870 |
| 15 - D1 | 24.946 | 45.447 | 15.912 | 1:26.305 | 82.55 | 3.162 | 15:06:50.175 |
| 16 - D1 | 24.585 | 44.823 | 17.524 | 1:26.932 | 81.95 | 3.789 | 15:08:17.107 |
| 17 - D1 | 25.049 | 45.376 | 14.669 | 1:25.094 | 83.72 | 1.951 | 15:09:42.201 |
| 18 - D1 | 24.298 | 44.906 | 15.070 | 1:24.274 | 84.54 | 1.131 | 15:11:06.475 |
| 19 - D1 | 24.462 | 44.441 | 14.511 | 1:23.414 | 85.41 | 0.271 | 15:12:29.889 |
| 20 - D1 | 24.430 | 44.561 | IN PIT | 1:26.235 P | 82.61 | 3.092 | 15:13:56.124 |
| 21 - D1 | OUTLAP | 45.154 | 14.671 | 1:37.371 | 73.17 | 14.228 | 15:15:33.495 |
| 22 - D1 | 24.219 | 44.797 | 14.641 | 1:23.657 | 85.16 | 0.514 | 15:16:57.152 |
| 23 - D1 | 24.655 | 44.720 | 14.692 | 1:24.067 | 84.74 | 0.924 | 15:18:21.219 |
| 24 - D1 | 24.415 | 45.007 | 14.664 | 1:24.086 | 84.73 | 0.943 | 15:19:45.305 |
| 25 - D1 | 24.306 | 44.632 | 14.748 | 1:23.686 | 85.13 | 0.543 | 15:21:08.991 |
| 26 - D1 | 24.435 | 44.799 | 14.686 | 1:23.920 | 84.89 | 0.777 | 15:22:32.911 |
| 27 - D1 | 24.381 | 44.348 | 15.271 | 1:24.000 | 84.81 | 0.857 | 15:23:56.911 |
| 28 - D1 | 24.517 | 44.859 | 14.970 | 1:24.346 | 84.46 | 1.203 | 15:25:21.257 |
| 29 - D1 | 24.766 | 44.939 | 14.601 | 1:24.306 | 84.50 | 1.163 | 15:26:45.563 |
| 30 - D1 | 24.514 | 45.563 | 14.809 | 1:24.886 | 83.93 | 1.743 | 15:28:10.449 |
| 31 - D1 | 24.396 | 44.867 | 14.601 | 1:23.864 | 84.95 | 0.721 | 15:29:34.313 |
| 32 - D1 | 24.588 | 44.930 | 14.845 | 1:24.363 | 84.45 | 1.220 | 15:30:58.676 |

MSVT Trackday Championship

RACE 4 - SECTOR ANALYSIS



SECTOR 1 = FL to I1, SECTOR 2 = I1 to I2, SECTOR 3 = I2 to FL, DIFF = Difference To Personal Best Lap, P = Crossed Finish Line in Pit Lane, D = Time Disallowed

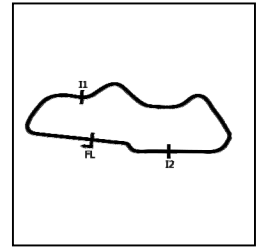
| P13 69 C | | White Knight Racing | | Honda Civic Type R | | | |
|---------------------------|---------------|--------------------------|---------------|---------------------|--------------|----------|---------------------|
| IDEAL LAP TIME : 1:23.524 | | BEST LAP TIME : 1:23.887 | | DIFFERENCE : 0.363 | | | |
| D1: Aaron HARDING | | D2: David SLATER | | | | | |
| LAP | SECTOR 1 | SECTOR 2 | SECTOR 3 | LAP TIME | MPH | DIFF | TIME OF DAY |
| 1 - D1 | | 46.564 | 16.827 | 1:35.398 | 74.68 | 11.511 | 14:45:04.680 |
| 2 - D1 | 24.655 | 45.140 | 15.366 | 1:25.161 | 83.66 | 1.274 | 14:46:29.841 |
| 3 - D1 | 24.459 | 44.940 | 14.826 | 1:24.225 | 84.59 | 0.338 | 14:47:54.066 |
| 4 - D1 | 24.195 | 44.748 | 15.107 | 1:24.050 (3) | 84.76 | 0.163 | 14:49:18.116 |
| 5 - D1 | 24.830 | 45.525 | 14.806 | 1:25.161 | 83.66 | 1.274 | 14:50:43.277 |
| 6 - D1 | 25.218 | 45.242 | 14.750 | 1:25.210 | 83.61 | 1.323 | 14:52:08.487 |
| 7 - D1 | 24.686 | 45.140 | 14.890 | 1:24.716 | 84.10 | 0.829 | 14:53:33.203 |
| 8 - D1 | 24.528 | 44.907 | 14.637 | 1:24.072 | 84.74 | 0.185 | 14:54:57.275 |
| 9 - D1 | 24.434 | 45.020 | 15.135 | 1:24.589 | 84.22 | 0.702 | 14:56:21.864 |
| 10 - D1 | 24.491 | 45.613 | 14.581 | 1:24.685 | 84.13 | 0.798 | 14:57:46.549 |
| 11 - D1 | 24.351 | 44.938 | 14.598 | 1:23.887 (1) | 84.93 | | 14:59:10.436 |
| 12 - D1 | 24.421 | 45.100 | 14.635 | 1:24.156 | 84.65 | 0.269 | 15:00:34.592 |
| 13 - D1 | 24.293 | 44.983 | 15.162 | 1:24.438 | 84.37 | 0.551 | 15:01:59.030 |
| 14 - D1 | 24.327 | 44.852 | 14.750 | 1:23.929 (2) | 84.88 | 0.042 | 15:03:22.959 |
| 15 - D1 | 24.323 | 45.219 | IN PIT | 1:29.329 P | 79.75 | 5.442 | 15:04:52.288 |
| 16 - D1 | OUTLAP | 45.115 | 15.472 | 3:24.673 | 34.80 | 2:00.786 | 15:08:16.961 |
| 17 - D1 | 26.985 | 45.741 | 15.456 | 1:28.182 | 80.79 | 4.295 | 15:09:45.143 |
| 18 - D1 | 24.652 | 45.364 | 15.352 | 1:25.368 | 83.45 | 1.481 | 15:11:10.511 |
| 19 - D1 | 24.759 | 45.480 | 15.101 | 1:25.340 | 83.48 | 1.453 | 15:12:35.851 |
| 20 - D1 | 24.918 | 45.257 | 14.768 | 1:24.943 | 83.87 | 1.056 | 15:14:00.794 |
| 21 - D1 | 24.459 | 45.104 | 15.068 | 1:24.631 | 84.18 | 0.744 | 15:15:25.425 |
| 22 - D1 | 24.416 | 45.667 | 14.968 | 1:25.051 | 83.76 | 1.164 | 15:16:50.476 |
| 23 - D1 | 24.930 | 44.902 | 14.876 | 1:24.708 | 84.10 | 0.821 | 15:18:15.184 |
| 24 - D1 | 24.427 | 45.736 | 14.836 | 1:24.999 | 83.82 | 1.112 | 15:19:40.183 |
| 25 - D1 | 24.571 | 45.181 | 14.735 | 1:24.487 | 84.32 | 0.600 | 15:21:04.670 |
| 26 - D1 | 24.595 | 45.167 | 14.918 | 1:24.680 | 84.13 | 0.793 | 15:22:29.350 |
| 27 - D1 | 24.567 | 45.187 | 15.033 | 1:24.787 | 84.02 | 0.900 | 15:23:54.137 |
| 28 - D1 | 24.828 | 45.175 | 15.014 | 1:25.017 | 83.80 | 1.130 | 15:25:19.154 |
| 29 - D1 | 24.515 | 45.206 | 14.833 | 1:24.554 | 84.26 | 0.667 | 15:26:43.708 |
| 30 - D1 | 25.097 | 45.483 | 14.936 | 1:25.516 | 83.31 | 1.629 | 15:28:09.224 |
| 31 - D1 | 24.465 | 44.991 | 14.874 | 1:24.330 | 84.48 | 0.443 | 15:29:33.554 |
| 32 - D1 | 24.483 | 47.017 | 14.781 | 1:26.281 | 82.57 | 2.394 | 15:30:59.835 |

Weather / Track : Sunny / Dry

Donington Park National
 Circuit Length = 1.9790 miles
 Start: 14:43 Flag 15:29 End: 15:32

MSVT Trackday Championship

RACE 4 - SECTOR ANALYSIS



SECTOR 1 = FL to I1, SECTOR 2 = I1 to I2, SECTOR 3 = I2 to FL, DIFF = Difference To Personal Best Lap, P = Crossed Finish Line in Pit Lane, D = Time Disallowed

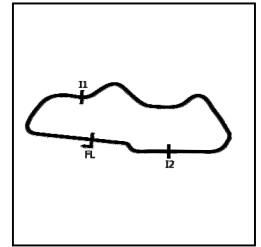
| P14 60 C | | Team Bacon Butty Racing | | Porsche 968 | | | |
|---------------------------|---------------|--------------------------|---------------|---------------------|--------------|----------|---------------------|
| IDEAL LAP TIME : 1:22.517 | | BEST LAP TIME : 1:23.074 | | DIFFERENCE : 0.557 | | | |
| D1: Andrew BALL | | D2: Thomas Stephen MOORE | | | | | |
| LAP | SECTOR 1 | SECTOR 2 | SECTOR 3 | LAP TIME | MPH | DIFF | TIME OF DAY |
| 1 - D1 | | 45.251 | 15.282 | 1:30.744 | 78.51 | 7.670 | 14:45:00.026 |
| 2 - D1 | 24.030 | 45.448 | 14.642 | 1:24.120 | 84.69 | 1.046 | 14:46:24.146 |
| 3 - D1 | 24.251 | 44.836 | 14.568 | 1:23.655 | 85.16 | 0.581 | 14:47:47.801 |
| 4 - D1 | 24.160 | 44.940 | 14.435 | 1:23.535 (3) | 85.28 | 0.461 | 14:49:11.336 |
| 5 - D1 | 24.505 | 45.349 | 14.417 | 1:24.271 | 84.54 | 1.197 | 14:50:35.607 |
| 6 - D1 | 24.169 | 45.003 | 14.564 | 1:23.736 | 85.08 | 0.662 | 14:51:59.343 |
| 7 - D1 | 24.907 | 44.936 | 14.806 | 1:24.649 | 84.16 | 1.575 | 14:53:23.992 |
| 8 - D1 | 24.272 | 45.003 | 14.841 | 1:24.116 | 84.70 | 1.042 | 14:54:48.108 |
| 9 - D1 | 24.038 | 44.322 | 14.734 | 1:23.094 (2) | 85.74 | 0.020 | 14:56:11.202 |
| 10 - D1 | 24.312 | 44.515 | 14.736 | 1:23.563 | 85.26 | 0.489 | 14:57:34.765 |
| 11 - D1 | 24.348 | 44.888 | 14.365 | 1:23.601 | 85.22 | 0.527 | 14:58:58.366 |
| 12 - D1 | 23.958 | 44.879 | 14.237 | 1:23.074 (1) | 85.76 | | 15:00:21.440 |
| 13 - D1 | 24.110 | 45.087 | 14.779 | 1:23.976 | 84.84 | 0.902 | 15:01:45.416 |
| 14 - D1 | 24.212 | 45.454 | 14.619 | 1:24.285 | 84.53 | 1.211 | 15:03:09.701 |
| 15 - D1 | 23.961 | 46.297 | 14.833 | 1:25.091 | 83.72 | 2.017 | 15:04:34.792 |
| 16 - D1 | 24.355 | 45.577 | 14.828 | 1:24.760 | 84.05 | 1.686 | 15:05:59.552 |
| 17 - D1 | 24.150 | 46.021 | IN PIT | 1:30.751 P | 78.50 | 7.677 | 15:07:30.303 |
| 18 - D1 | OUTLAP | 46.266 | 15.036 | 3:30.470 | 33.85 | 2:07.396 | 15:11:00.773 |
| 19 - D1 | 24.447 | 45.050 | 14.651 | 1:24.148 | 84.66 | 1.074 | 15:12:24.921 |
| 20 - D1 | 24.384 | 1:06.810 | 14.879 | 1:46.073 | 67.16 | 22.999 | 15:14:10.994 |
| 21 - D1 | 24.732 | 45.968 | 14.915 | 1:25.615 | 83.21 | 2.541 | 15:15:36.609 |
| 22 - D1 | 24.874 | 46.505 | 14.923 | 1:26.302 | 82.55 | 3.228 | 15:17:02.911 |
| 23 - D1 | 25.218 | 47.127 | 14.713 | 1:27.058 | 81.83 | 3.984 | 15:18:29.969 |
| 24 - D1 | 24.824 | 45.655 | 14.572 | 1:25.051 | 83.76 | 1.977 | 15:19:55.020 |
| 25 - D1 | 24.743 | 45.154 | 14.867 | 1:24.764 | 84.05 | 1.690 | 15:21:19.784 |
| 26 - D1 | 24.455 | 45.456 | 14.379 | 1:24.290 | 84.52 | 1.216 | 15:22:44.074 |
| 27 - D1 | 24.767 | 45.121 | 14.598 | 1:24.486 | 84.32 | 1.412 | 15:24:08.560 |
| 28 - D1 | 24.523 | 45.107 | 14.564 | 1:24.194 | 84.62 | 1.120 | 15:25:32.754 |
| 29 - D1 | 24.457 | 46.049 | 14.684 | 1:25.190 | 83.63 | 2.116 | 15:26:57.944 |
| 30 - D1 | 24.528 | 45.924 | 14.450 | 1:24.902 | 83.91 | 1.828 | 15:28:22.846 |
| 31 - D1 | 24.384 | 45.503 | 14.572 | 1:24.459 | 84.35 | 1.385 | 15:29:47.305 |
| 32 - D1 | 24.958 | 46.434 | 15.139 | 1:26.531 | 82.33 | 3.457 | 15:31:13.836 |

Weather / Track : Sunny / Dry

Donington Park National
 Circuit Length = 1.9790 miles
 Start: 14:43 Flag 15:29 End: 15:32

MSVT Trackday Championship

RACE 4 - SECTOR ANALYSIS



SECTOR 1 = FL to I1, SECTOR 2 = I1 to I2, SECTOR 3 = I2 to FL, DIFF = Difference To Personal Best Lap, P = Crossed Finish Line in Pit Lane, D = Time Disallowed

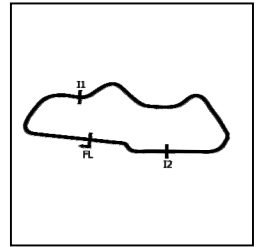
| P15 37 C | | Team Banana Racing | | Renault Clio | | | |
|---------------------------|---------------|--------------------------|---------------|---------------------|--------------|----------|---------------------|
| IDEAL LAP TIME : 1:23.249 | | BEST LAP TIME : 1:24.017 | | DIFFERENCE : 0.768 | | | |
| D1: WILL JACKSON-MOORE | | | | | | | |
| LAP | SECTOR 1 | SECTOR 2 | SECTOR 3 | LAP TIME | MPH | DIFF | TIME OF DAY |
| 1 - D1 | | 47.263 | 16.303 | 1:36.057 | 74.17 | 12.040 | 14:45:05.339 |
| 2 - D1 | 26.410 | 45.213 | 15.887 | 1:27.510 | 81.41 | 3.493 | 14:46:32.849 |
| 3 - D1 | 25.345 | 45.137 | 15.346 | 1:25.828 | 83.01 | 1.811 | 14:47:58.677 |
| 4 - D1 | 24.719 | 44.853 | 14.741 | 1:24.313 | 84.50 | 0.296 | 14:49:22.990 |
| 5 - D1 | 25.393 | 44.537 | 14.942 | 1:24.872 | 83.94 | 0.855 | 14:50:47.862 |
| 6 - D1 | 25.194 | 45.057 | 14.765 | 1:25.016 | 83.80 | 0.999 | 14:52:12.878 |
| 7 - D1 | 24.777 | 44.535 | 14.828 | 1:24.140 (2) | 84.67 | 0.123 | 14:53:37.018 |
| 8 - D1 | 24.887 | 45.423 | 15.048 | 1:25.358 | 83.46 | 1.341 | 14:55:02.376 |
| 9 - D1 | 24.585 | 44.786 | 14.989 | 1:24.360 | 84.45 | 0.343 | 14:56:26.736 |
| 10 - D1 | 24.695 | 45.039 | 14.898 | 1:24.632 | 84.18 | 0.615 | 14:57:51.368 |
| 11 - D1 | 24.316 | 45.456 | 15.169 | 1:24.941 | 83.87 | 0.924 | 14:59:16.309 |
| 12 - D1 | 24.527 | 45.027 | 14.915 | 1:24.469 | 84.34 | 0.452 | 15:00:40.778 |
| 13 - D1 | 24.911 | 44.621 | 14.672 | 1:24.204 (3) | 84.61 | 0.187 | 15:02:04.982 |
| 14 - D1 | 24.390 | 45.238 | 15.093 | 1:24.721 | 84.09 | 0.704 | 15:03:29.703 |
| 15 - D1 | 24.352 | 44.685 | IN PIT | 1:28.387 P | 80.60 | 4.370 | 15:04:58.090 |
| 16 - D1 | OUTLAP | 44.652 | 15.913 | 3:19.848 | 35.65 | 1:55.831 | 15:08:17.938 |
| 17 - D1 | 24.783 | 45.444 | 16.102 | 1:26.329 | 82.52 | 2.312 | 15:09:44.267 |
| 18 - D1 | 26.124 | 44.843 | 15.461 | 1:26.428 | 82.43 | 2.411 | 15:11:10.695 |
| 19 - D1 | 24.841 | 45.548 | 15.831 | 1:26.220 | 82.63 | 2.203 | 15:12:36.915 |
| 20 - D1 | 25.374 | 44.265 | 15.030 | 1:24.669 | 84.14 | 0.652 | 15:14:01.584 |
| 21 - D1 | 24.419 | 44.805 | 14.793 | 1:24.017 (1) | 84.80 | | 15:15:25.601 |
| 22 - D1 | 24.558 | 45.036 | 15.055 | 1:24.649 | 84.16 | 0.632 | 15:16:50.250 |
| 23 - D1 | 24.703 | 44.717 | IN PIT | 1:26.943 P | 81.94 | 2.926 | 15:18:17.193 |
| 24 - D1 | OUTLAP | 45.681 | 15.247 | 1:44.958 | 67.88 | 20.941 | 15:20:02.151 |
| 25 - D1 | 24.419 | 45.090 | 15.189 | 1:24.698 | 84.11 | 0.681 | 15:21:26.849 |
| 26 - D1 | 24.497 | 44.668 | 15.115 | 1:24.280 | 84.53 | 0.263 | 15:22:51.129 |
| 27 - D1 | 24.547 | 44.839 | 16.054 | 1:25.440 | 83.38 | 1.423 | 15:24:16.569 |
| 28 - D1 | 24.987 | 45.381 | 15.638 | 1:26.006 | 82.83 | 1.989 | 15:25:42.575 |
| 29 - D1 | 24.822 | 44.261 | 15.733 | 1:24.816 | 84.00 | 0.799 | 15:27:07.391 |
| 30 - D1 | 24.955 | 45.233 | 14.993 | 1:25.181 | 83.64 | 1.164 | 15:28:32.572 |
| 31 - D1 | 24.397 | 44.744 | 15.267 | 1:24.408 | 84.40 | 0.391 | 15:29:56.980 |

Weather / Track : Sunny / Dry

Donington Park National
 Circuit Length = 1.9790 miles
 Start: 14:43 Flag 15:29 End: 15:32

MSVT Trackday Championship

RACE 4 - SECTOR ANALYSIS

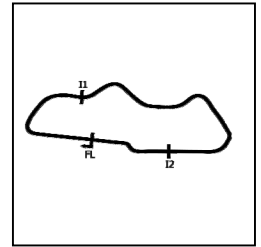


SECTOR 1 = FL to I1, SECTOR 2 = I1 to I2, SECTOR 3 = I2 to FL, DIFF = Difference To Personal Best Lap, P = Crossed Finish Line in Pit Lane, D = Time Disallowed

| P16 66 B | | Finsport Premier Racing | | | Renault Clio | | |
|---------------------------|---------------|--------------------------|---------------|---------------------|--------------------|----------|---------------------|
| IDEAL LAP TIME : 1:23.431 | | BEST LAP TIME : 1:23.865 | | | DIFFERENCE : 0.434 | | |
| D1: Richard CLARKE | | | | | | | |
| LAP | SECTOR 1 | SECTOR 2 | SECTOR 3 | LAP TIME | MPH | DIFF | TIME OF DAY |
| 1 - D1 | | 47.420 | 16.067 | 1:36.488 | 73.83 | 12.623 | 14:45:05.770 |
| 2 - D1 | 24.988 | 44.582 | 15.251 | 1:24.821 | 83.99 | 0.956 | 14:46:30.591 |
| 3 - D1 | 24.471 | 46.121 | 15.188 | 1:25.780 | 83.05 | 1.915 | 14:47:56.371 |
| 4 - D1 | 24.325 | 44.977 | 14.919 | 1:24.221 | 84.59 | 0.356 | 14:49:20.592 |
| 5 - D1 | 24.485 | 45.356 | 14.960 | 1:24.801 | 84.01 | 0.936 | 14:50:45.393 |
| 6 - D1 | 24.592 | 45.702 | 15.033 | 1:25.327 | 83.49 | 1.462 | 14:52:10.720 |
| 7 - D1 | 24.772 | 45.146 | 14.582 | 1:24.500 | 84.31 | 0.635 | 14:53:35.220 |
| 8 - D1 | 24.547 | 44.930 | 14.601 | 1:24.078 (3) | 84.73 | 0.213 | 14:54:59.298 |
| 9 - D1 | 24.554 | 45.035 | 14.806 | 1:24.395 | 84.42 | 0.530 | 14:56:23.693 |
| 10 - D1 | 24.792 | 45.347 | 14.775 | 1:24.914 | 83.90 | 1.049 | 14:57:48.607 |
| 11 - D1 | 25.307 | 44.997 | 19.403 | 1:29.707 | 79.42 | 5.842 | 14:59:18.314 |
| 12 - D1 | 25.008 | 45.022 | 14.843 | 1:24.873 | 83.94 | 1.008 | 15:00:43.187 |
| 13 - D1 | 24.376 | 44.727 | 14.762 | 1:23.865 (1) | 84.95 | | 15:02:07.052 |
| 14 - D1 | 24.372 | 45.182 | 15.117 | 1:24.671 | 84.14 | 0.806 | 15:03:31.723 |
| 15 - D1 | 24.545 | 44.930 | 15.041 | 1:24.516 | 84.29 | 0.651 | 15:04:56.239 |
| 16 - D1 | 24.780 | 45.315 | 14.769 | 1:24.864 | 83.95 | 0.999 | 15:06:21.103 |
| 17 - D1 | 24.953 | 44.814 | IN PIT | 1:27.761 P | 81.18 | 3.896 | 15:07:48.864 |
| 18 - D1 | OUTLAP | 45.370 | IN PIT | 3:30.384 P | 33.86 | 2:06.519 | 15:11:19.248 |
| 19 - D1 | OUTLAP | 44.811 | 15.144 | 1:40.379 | 70.97 | 16.514 | 15:12:59.627 |
| 20 - D1 | 24.267 | 44.705 | 15.097 | 1:24.069 (2) | 84.74 | 0.204 | 15:14:23.696 |
| 21 - D1 | 24.547 | 45.054 | 15.161 | 1:24.762 | 84.05 | 0.897 | 15:15:48.458 |
| 22 - D1 | 24.577 | 45.164 | 14.770 | 1:24.511 | 84.30 | 0.646 | 15:17:12.969 |
| 23 - D1 | 24.378 | 46.304 | 14.928 | 1:25.610 | 83.22 | 1.745 | 15:18:38.579 |
| 24 - D1 | 24.727 | 44.802 | 14.813 | 1:24.342 | 84.47 | 0.477 | 15:20:02.921 |
| 25 - D1 | 24.521 | 45.176 | 14.952 | 1:24.649 | 84.16 | 0.784 | 15:21:27.570 |
| 26 - D1 | 24.669 | 44.918 | 15.048 | 1:24.635 | 84.18 | 0.770 | 15:22:52.205 |
| 27 - D1 | 24.515 | 44.963 | 14.965 | 1:24.443 | 84.37 | 0.578 | 15:24:16.648 |
| 28 - D1 | 25.307 | 45.471 | 16.266 | 1:27.044 | 81.85 | 3.179 | 15:25:43.692 |
| 29 - D1 | 25.891 | 45.229 | 15.011 | 1:26.131 | 82.71 | 2.266 | 15:27:09.823 |
| 30 - D1 | 24.963 | 45.122 | 16.303 | 1:26.388 | 82.47 | 2.523 | 15:28:36.211 |
| 31 - D1 | 25.455 | 45.533 | 14.932 | 1:25.920 | 82.92 | 2.055 | 15:30:02.131 |

MSVT Trackday Championship

RACE 4 - SECTOR ANALYSIS

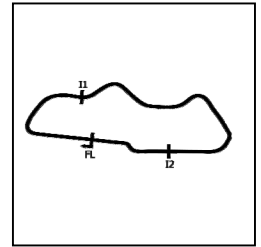


SECTOR 1 = FL to I1, SECTOR 2 = I1 to I2, SECTOR 3 = I2 to FL, DIFF = Difference To Personal Best Lap, P = Crossed Finish Line in Pit Lane, D = Time Disallowed

| P17 12 C | | Pro-Am Racing | | Renault Clio | | | |
|---------------------------|---------------|--------------------------|---------------|---------------------|--------------|----------|---------------------|
| IDEAL LAP TIME : 1:23.600 | | BEST LAP TIME : 1:23.786 | | DIFFERENCE : 0.186 | | | |
| D1: Ben JOHANSSON | | D2: Scott THOMPSON | | | | | |
| LAP | SECTOR 1 | SECTOR 2 | SECTOR 3 | LAP TIME | MPH | DIFF | TIME OF DAY |
| 1 - D1 | | 47.989 | 17.046 | 1:36.091 | 74.14 | 12.305 | 14:45:05.373 |
| 2 - D1 | 25.103 | 44.756 | 15.291 | 1:25.150 | 83.67 | 1.364 | 14:46:30.523 |
| 3 - D1 | 24.995 | 45.369 | 14.775 | 1:25.139 | 83.68 | 1.353 | 14:47:55.662 |
| 4 - D1 | 24.603 | 45.011 | 14.636 | 1:24.250 (3) | 84.56 | 0.464 | 14:49:19.912 |
| 5 - D1 | 24.542 | 44.688 | 14.560 | 1:23.790 (2) | 85.02 | 0.004 | 14:50:43.702 |
| 6 - D1 | 24.944 | 45.340 | 14.752 | 1:25.036 | 83.78 | 1.250 | 14:52:08.738 |
| 7 - D1 | 24.681 | 45.738 | 14.655 | 1:25.074 | 83.74 | 1.288 | 14:53:33.812 |
| 8 - D1 | 24.542 | 44.841 | 14.403 | 1:23.786 (1) | 85.03 | | 14:54:57.598 |
| 9 - D1 | 24.509 | 44.739 | 15.060 | 1:24.308 | 84.50 | 0.522 | 14:56:21.906 |
| 10 - D1 | 24.939 | 48.010 | 15.110 | 1:28.059 | 80.90 | 4.273 | 14:57:49.965 |
| 11 - D1 | 24.980 | 46.216 | IN PIT | 1:31.389 P | 77.95 | 7.603 | 14:59:21.354 |
| 12 - D1 | OUTLAP | 46.987 | 15.375 | 3:33.299 | 33.40 | 2.09.513 | 15:02:54.653 |
| 13 - D1 | 25.026 | 46.134 | 14.887 | 1:26.047 | 82.79 | 2.261 | 15:04:20.700 |
| 14 - D1 | 25.048 | 47.152 | 14.912 | 1:27.112 | 81.78 | 3.326 | 15:05:47.812 |
| 15 - D1 | 25.026 | 45.881 | 15.012 | 1:25.919 | 82.92 | 2.133 | 15:07:13.731 |
| 16 - D1 | 24.822 | 46.058 | 14.764 | 1:25.644 | 83.18 | 1.858 | 15:08:39.375 |
| 17 - D1 | 24.726 | 45.737 | 16.541 | 1:27.004 | 81.88 | 3.218 | 15:10:06.379 |
| 18 - D1 | 25.165 | 45.756 | 15.030 | 1:25.951 | 82.89 | 2.165 | 15:11:32.330 |
| 19 - D1 | 24.776 | 45.799 | 14.912 | 1:25.487 | 83.34 | 1.701 | 15:12:57.817 |
| 20 - D1 | 24.606 | 45.514 | 14.698 | 1:24.818 | 83.99 | 1.032 | 15:14:22.635 |
| 21 - D1 | 24.819 | 45.722 | 15.874 | 1:26.415 | 82.44 | 2.629 | 15:15:49.050 |
| 22 - D1 | 24.804 | 45.718 | 14.906 | 1:25.428 | 83.39 | 1.642 | 15:17:14.478 |
| 23 - D1 | 24.852 | 45.670 | 14.879 | 1:25.401 | 83.42 | 1.615 | 15:18:39.879 |
| 24 - D1 | 24.738 | 45.381 | 14.719 | 1:24.838 | 83.97 | 1.052 | 15:20:04.717 |
| 25 - D1 | 24.787 | 45.492 | 14.908 | 1:25.187 | 83.63 | 1.401 | 15:21:29.904 |
| 26 - D1 | 24.698 | 45.382 | 14.766 | 1:24.846 | 83.97 | 1.060 | 15:22:54.750 |
| 27 - D1 | 25.192 | 46.132 | 15.267 | 1:26.591 | 82.27 | 2.805 | 15:24:21.341 |
| 28 - D1 | 25.643 | 48.067 | 15.701 | 1:29.411 | 79.68 | 5.625 | 15:25:50.752 |
| 29 - D1 | 25.564 | 45.642 | 14.877 | 1:26.083 | 82.76 | 2.297 | 15:27:16.835 |
| 30 - D1 | 24.764 | 45.727 | 14.855 | 1:25.346 | 83.47 | 1.560 | 15:28:42.181 |
| 31 - D1 | 24.741 | 46.303 | 14.558 | 1:25.602 | 83.22 | 1.816 | 15:30:07.783 |

MSVT Trackday Championship

RACE 4 - SECTOR ANALYSIS



SECTOR 1 = FL to I1, SECTOR 2 = I1 to I2, SECTOR 3 = I2 to FL, DIFF = Difference To Personal Best Lap, P = Crossed Finish Line in Pit Lane, D = Time Disallowed

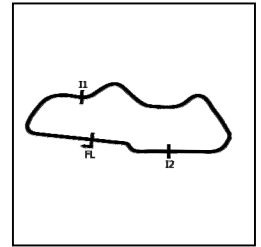
| P18 26 D | | Ronan Quinn Racing | | Ford Fiesta | | | |
|---------------------------|---------------|--------------------------|---------------|--------------------|-------------------------|----------|---------------------|
| IDEAL LAP TIME : 1:25.921 | | BEST LAP TIME : 1:26.273 | | DIFFERENCE : 0.352 | | | |
| D1: Ronan QUINN | | | | | | | |
| LAP | SECTOR 1 | SECTOR 2 | SECTOR 3 | LAP TIME | MPH | DIFF | TIME OF DAY |
| 1 - D1 | | 48.363 | 16.528 | 1:38.647 | 72.22 | 12.374 | 14:45:07.929 |
| 2 - D1 | 25.689 | 46.726 | 15.017 | 1:27.432 | 81.48 | 1.159 | 14:46:35.361 |
| 3 - D1 | 25.369 | 46.343 | 16.542 | 1:28.254 | 80.72 | 1.981 | 14:48:03.615 |
| 4 - D1 | 25.763 | 46.285 | 15.146 | 1:27.194 | 81.71 | 0.921 | 14:49:30.809 |
| 5 - D1 | 25.418 | 45.879 | 15.221 | 1:26.518 | 82.34 | 0.245 | 14:50:57.327 |
| 6 - D1 | 25.421 | 46.261 | 15.125 | 1:26.807 | 82.07 | 0.534 | 14:52:24.134 |
| 7 - D1 | 25.285 | 45.975 | 15.059 | 1:26.319 | 82.53 | 0.046 | 14:53:50.453 |
| 8 - D1 | 25.589 | 46.439 | 15.067 | 1:27.095 | 81.80 | 0.822 | 14:55:17.548 |
| 9 - D1 | 25.405 | 46.053 | 15.167 | 1:26.625 | 82.24 | 0.352 | 14:56:44.173 |
| 10 - D1 | 25.450 | 46.041 | 15.138 | 1:26.629 | 82.24 | 0.356 | 14:58:10.802 |
| 11 - D1 | 25.394 | 46.072 | 15.152 | 1:26.618 | 82.25 | 0.345 | 14:59:37.420 |
| 12 - D1 | 25.419 | 45.909 | 15.323 | 1:26.651 | 82.22 | 0.378 | 15:01:04.071 |
| 13 - D1 | 25.442 | 45.814 | 15.194 | 1:26.450 | 82.41 | 0.177 | 15:02:30.521 |
| 14 - D1 | 25.333 | 45.889 | 15.240 | 1:26.462 | 82.40 | 0.189 | 15:03:56.983 |
| 15 - D1 | 25.246 | 46.505 | 15.675 | 1:27.426 | 81.49 | 1.153 | 15:05:24.409 |
| 16 - D1 | 25.424 | 46.024 | IN PIT | 1:31.039 | P 78.25 | 4.766 | 15:06:55.448 |
| 17 - D1 | OUTLAP | 46.065 | 15.195 | 3:30.467 | 33.85 | 2:04.194 | 15:10:25.915 |
| 18 - D1 | 25.429 | 46.043 | 15.110 | 1:26.582 | 82.28 | 0.309 | 15:11:52.497 |
| 19 - D1 | 25.293 | 45.887 | 15.168 | 1:26.348 | 82.51 | 0.075 | 15:13:18.845 |
| 20 - D1 | 25.269 | 46.363 | 15.348 | 1:26.980 | 81.91 | 0.707 | 15:14:45.825 |
| 21 - D1 | 25.362 | 46.214 | 17.070 | 1:28.646 | 80.37 | 2.373 | 15:16:14.471 |
| 22 - D1 | 25.587 | 46.335 | 15.111 | 1:27.033 | 81.86 | 0.760 | 15:17:41.504 |
| 23 - D1 | 25.338 | 45.827 | 15.124 | 1:26.289 | (3) 82.56 | 0.016 | 15:19:07.793 |
| 24 - D1 | 25.412 | 45.955 | 15.108 | 1:26.475 | 82.38 | 0.202 | 15:20:34.268 |
| 25 - D1 | 25.404 | 45.941 | 15.177 | 1:26.522 | 82.34 | 0.249 | 15:22:00.790 |
| 26 - D1 | 25.425 | 46.106 | 15.232 | 1:26.763 | 82.11 | 0.490 | 15:23:27.553 |
| 27 - D1 | 25.334 | 45.897 | 15.042 | 1:26.273 | (1) 82.58 | | 15:24:53.826 |
| 28 - D1 | 25.325 | 46.268 | 15.114 | 1:26.707 | 82.16 | 0.434 | 15:26:20.533 |
| 29 - D1 | 25.375 | 45.933 | 14.977 | 1:26.285 | (2) 82.57 | 0.012 | 15:27:46.818 |
| 30 - D1 | 25.296 | 45.710 | 17.138 | 1:28.144 | 80.82 | 1.871 | 15:29:14.962 |
| 31 - D1 | 25.805 | 45.764 | 14.965 | 1:26.534 | 82.33 | 0.261 | 15:30:41.496 |

Weather / Track : Sunny / Dry

Donington Park National
 Circuit Length = 1.9790 miles
 Start: 14:43 Flag 15:29 End: 15:32

MSVT Trackday Championship

RACE 4 - SECTOR ANALYSIS

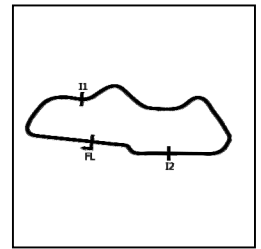


SECTOR 1 = FL to I1, SECTOR 2 = I1 to I2, SECTOR 3 = I2 to FL, DIFF = Difference To Personal Best Lap, P = Crossed Finish Line in Pit Lane, D = Time Disallowed

| P19 57 C | | LWD Racing | | Ford Fiesta | | | |
|---------------------------|---------------|--------------------------|---------------|---------------------|--------------|----------|---------------------|
| IDEAL LAP TIME : 1:25.145 | | BEST LAP TIME : 1:25.545 | | DIFFERENCE : 0.400 | | | |
| D1: Gary LITTLEWOOD | | | | | | | |
| LAP | SECTOR 1 | SECTOR 2 | SECTOR 3 | LAP TIME | MPH | DIFF | TIME OF DAY |
| 1 - D1 | | 48.446 | 16.707 | 1:38.814 | 72.10 | 13.269 | 14:45:08.096 |
| 2 - D1 | 25.326 | 45.637 | 16.521 | 1:27.484 | 81.43 | 1.939 | 14:46:35.580 |
| 3 - D1 | 25.538 | 45.908 | 16.203 | 1:27.649 | 81.28 | 2.104 | 14:48:03.229 |
| 4 - D1 | 25.321 | 46.310 | 15.315 | 1:26.946 | 81.94 | 1.401 | 14:49:30.175 |
| 5 - D1 | 24.955 | 46.075 | 15.562 | 1:26.592 | 82.27 | 1.047 | 14:50:56.767 |
| 6 - D1 | 25.219 | 46.057 | 15.373 | 1:26.649 | 82.22 | 1.104 | 14:52:23.416 |
| 7 - D1 | 24.854 | 46.118 | 15.595 | 1:26.567 | 82.30 | 1.022 | 14:53:49.983 |
| 8 - D1 | 25.283 | 45.865 | 15.248 | 1:26.396 | 82.46 | 0.851 | 14:55:16.379 |
| 9 - D1 | 24.993 | 45.647 | 15.373 | 1:26.013 | 82.83 | 0.468 | 14:56:42.392 |
| 10 - D1 | 25.200 | 45.453 | 15.460 | 1:26.113 | 82.73 | 0.568 | 14:58:08.505 |
| 11 - D1 | 24.728 | 45.558 | 15.476 | 1:25.762 (3) | 83.07 | 0.217 | 14:59:34.267 |
| 12 - D1 | 25.043 | 45.952 | 15.539 | 1:26.534 | 82.33 | 0.989 | 15:01:00.801 |
| 13 - D1 | 24.987 | 45.803 | 16.058 | 1:26.848 | 82.03 | 1.303 | 15:02:27.649 |
| 14 - D1 | 25.211 | 45.919 | 15.969 | 1:27.099 | 81.79 | 1.554 | 15:03:54.748 |
| 15 - D1 | 24.999 | 45.853 | 16.851 | 1:27.703 | 81.23 | 2.158 | 15:05:22.451 |
| 16 - D1 | 25.395 | 47.120 | IN PIT | 1:31.095 P | 78.21 | 5.550 | 15:06:53.546 |
| 17 - D1 | OUTLAP | 46.055 | 15.551 | 3:33.483 | 33.37 | 2:07.938 | 15:10:27.029 |
| 18 - D1 | 24.741 | 45.987 | 15.400 | 1:26.128 | 82.72 | 0.583 | 15:11:53.157 |
| 19 - D1 | 25.176 | 49.279 | 15.751 | 1:30.206 | 78.98 | 4.661 | 15:13:23.363 |
| 20 - D1 | 25.033 | 46.541 | 15.278 | 1:26.852 | 82.03 | 1.307 | 15:14:50.215 |
| 21 - D1 | 24.843 | 46.127 | 20.115 | 1:31.085 | 78.21 | 5.540 | 15:16:21.300 |
| 22 - D1 | 25.375 | 46.135 | 15.781 | 1:27.291 | 81.61 | 1.746 | 15:17:48.591 |
| 23 - D1 | 24.852 | 45.410 | 15.283 | 1:25.545 (1) | 83.28 | | 15:19:14.136 |
| 24 - D1 | 24.683 | 45.610 | 21.886 | 1:32.179 | 77.29 | 6.634 | 15:20:46.315 |
| 25 - D1 | 25.167 | 45.549 | 16.170 | 1:26.886 | 81.99 | 1.341 | 15:22:13.201 |
| 26 - D1 | 25.045 | 45.594 | 15.409 | 1:26.048 | 82.79 | 0.503 | 15:23:39.249 |
| 27 - D1 | 24.927 | 45.487 | 16.157 | 1:26.571 | 82.29 | 1.026 | 15:25:05.820 |
| 28 - D1 | 25.240 | 47.839 | 16.207 | 1:29.286 | 79.79 | 3.741 | 15:26:35.106 |
| 29 - D1 | 25.340 | 46.031 | 15.381 | 1:26.752 | 82.12 | 1.207 | 15:28:01.858 |
| 30 - D1 | 25.132 | 45.214 | 15.257 | 1:25.603 (2) | 83.22 | 0.058 | 15:29:27.461 |
| 31 - D1 | 24.901 | 45.380 | 16.432 | 1:26.713 | 82.16 | 1.168 | 15:30:54.174 |

MSVT Trackday Championship

RACE 4 - SECTOR ANALYSIS

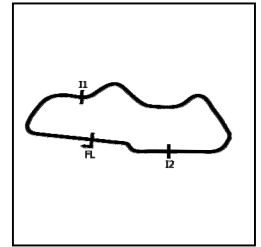


SECTOR 1 = FL to I1, SECTOR 2 = I1 to I2, SECTOR 3 = I2 to FL, DIFF = Difference To Personal Best Lap, P = Crossed Finish Line in Pit Lane, D = Time Disallowed

| P20 193 D | | 93R Motorsport | | Ford Fiesta | | | |
|---------------------------|---------------|--------------------------|---------------|---------------------|--------------|----------|---------------------|
| IDEAL LAP TIME : 1:26.832 | | BEST LAP TIME : 1:27.134 | | DIFFERENCE : 0.302 | | | |
| D1: Jack YOUHILL | | | | | | | |
| LAP | SECTOR 1 | SECTOR 2 | SECTOR 3 | LAP TIME | MPH | DIFF | TIME OF DAY |
| 1 - D1 | | 48.246 | 15.916 | 1:39.073 | 71.91 | 11.939 | 14:45:08.355 |
| 2 - D1 | 25.764 | 46.509 | 15.545 | 1:27.818 | 81.12 | 0.684 | 14:46:36.173 |
| 3 - D1 | 25.726 | 46.201 | 15.998 | 1:27.925 | 81.03 | 0.791 | 14:48:04.098 |
| 4 - D1 | 25.821 | 46.217 | 15.684 | 1:27.722 | 81.21 | 0.588 | 14:49:31.820 |
| 5 - D1 | 26.123 | 46.249 | 15.375 | 1:27.747 | 81.19 | 0.613 | 14:50:59.567 |
| 6 - D1 | 26.044 | 46.444 | 15.873 | 1:28.361 | 80.63 | 1.227 | 14:52:27.928 |
| 7 - D1 | 25.901 | 46.321 | 15.243 | 1:27.465 | 81.45 | 0.331 | 14:53:55.393 |
| 8 - D1 | 25.843 | 46.461 | 15.617 | 1:27.921 | 81.03 | 0.787 | 14:55:23.314 |
| 9 - D1 | 25.962 | 46.475 | 15.349 | 1:27.786 | 81.15 | 0.652 | 14:56:51.100 |
| 10 - D1 | 25.741 | 46.329 | 15.219 | 1:27.289 (3) | 81.62 | 0.155 | 14:58:18.389 |
| 11 - D1 | 25.678 | 46.440 | 15.593 | 1:27.711 | 81.22 | 0.577 | 14:59:46.100 |
| 12 - D1 | 25.842 | 46.519 | 15.650 | 1:28.011 | 80.95 | 0.877 | 15:01:14.111 |
| 13 - D1 | 25.812 | 46.432 | 15.454 | 1:27.698 | 81.24 | 0.564 | 15:02:41.809 |
| 14 - D1 | 25.924 | 46.440 | 15.615 | 1:27.979 | 80.98 | 0.845 | 15:04:09.788 |
| 15 - D1 | 25.900 | 46.499 | 15.342 | 1:27.741 | 81.20 | 0.607 | 15:05:37.529 |
| 16 - D1 | 25.565 | 46.406 | 15.357 | 1:27.328 | 81.58 | 0.194 | 15:07:04.857 |
| 17 - D1 | 25.774 | 46.564 | IN PIT | 1:31.059 P | 78.24 | 3.925 | 15:08:35.916 |
| 18 - D1 | | 46.461 | 15.370 | 3:25.886 | 34.60 | 1:58.752 | 15:12:01.802 |
| 19 - D1 | 25.756 | 46.086 | 15.352 | 1:27.194 (2) | 81.71 | 0.060 | 15:13:28.996 |
| 20 - D1 | 25.746 | 46.207 | 15.181 | 1:27.134 (1) | 81.76 | | 15:14:56.130 |
| 21 - D1 | 25.657 | 46.239 | 15.441 | 1:27.337 | 81.57 | 0.203 | 15:16:23.467 |
| 22 - D1 | 25.594 | 46.163 | 15.669 | 1:27.426 | 81.49 | 0.292 | 15:17:50.893 |
| 23 - D1 | 25.704 | 47.542 | 15.760 | 1:29.006 | 80.04 | 1.872 | 15:19:19.899 |
| 24 - D1 | 25.900 | 46.463 | 15.562 | 1:27.925 | 81.03 | 0.791 | 15:20:47.824 |
| 25 - D1 | 25.786 | 46.266 | 15.301 | 1:27.353 | 81.56 | 0.219 | 15:22:15.177 |
| 26 - D1 | 25.690 | 46.728 | 16.384 | 1:28.802 | 80.23 | 1.668 | 15:23:43.979 |
| 27 - D1 | 25.966 | 46.359 | 15.652 | 1:27.977 | 80.98 | 0.843 | 15:25:11.956 |
| 28 - D1 | 25.834 | 47.013 | 15.728 | 1:28.575 | 80.43 | 1.441 | 15:26:40.531 |
| 29 - D1 | 25.875 | 47.064 | 15.741 | 1:28.680 | 80.34 | 1.546 | 15:28:09.211 |
| 30 - D1 | 26.159 | 47.133 | 16.091 | 1:29.383 | 79.70 | 2.249 | 15:29:38.594 |
| 31 - D1 | 26.365 | 48.541 | 16.076 | 1:30.982 | 78.30 | 3.848 | 15:31:09.576 |

MSVT Trackday Championship

RACE 4 - SECTOR ANALYSIS



SECTOR 1 = FL to I1, SECTOR 2 = I1 to I2, SECTOR 3 = I2 to FL, DIFF = Difference To Personal Best Lap, P = Crossed Finish Line in Pit Lane, D = Time Disallowed

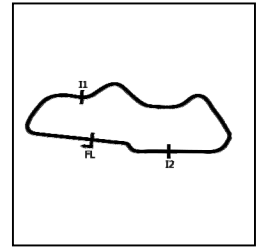
| P21 53 B | | Team Norfolk | | Renault Clio | | | |
|---------------------------|---------------|--------------------------|---------------|---------------------|------------------|----------|---------------------|
| IDEAL LAP TIME : 1:22.952 | | BEST LAP TIME : 1:23.366 | | DIFFERENCE : 0.414 | | | |
| D1: Kevin STIRLING | | | | | | | |
| LAP | SECTOR 1 | SECTOR 2 | SECTOR 3 | LAP TIME | MPH | DIFF | TIME OF DAY |
| 1 - D1 | | 45.404 | 15.107 | 1:31.153 | 78.16 | 7.787 | 14:45:00.435 |
| 2 - D1 | 24.103 | 45.215 | 14.920 | 1:24.238 | 84.57 | 0.872 | 14:46:24.673 |
| 3 - D1 | 24.194 | 44.798 | 14.777 | 1:23.769 | 85.05 | 0.403 | 14:47:48.442 |
| 4 - D1 | 24.138 | 45.095 | 14.920 | 1:24.153 | 84.66 | 0.787 | 14:49:12.595 |
| 5 - D1 | 24.793 | 44.615 | 15.126 | 1:24.534 | 84.28 | 1.168 | 14:50:37.129 |
| 6 - D1 | 25.255 | 48.206 | IN PIT | 1:31.193 | P 78.12 | 7.827 | 14:52:08.322 |
| 7 - D1 | OUTLAP | 45.177 | 14.746 | 2:39.058 | 44.79 | 1:15.692 | 14:54:47.380 |
| 8 - D1 | 24.258 | 44.103 | 15.005 | 1:23.366 (1) | 85.46 | | 14:56:10.746 |
| 9 - D1 | 24.202 | 44.428 | 14.904 | 1:23.534 | (2) 85.29 | 0.168 | 14:57:34.280 |
| 10 - D1 | 26.090 | 45.053 | IN PIT | 1:30.776 | P 78.48 | 7.410 | 14:59:05.056 |
| 11 - D1 | OUTLAP | 45.367 | 15.203 | 4:00.179 | 29.66 | 2:36.813 | 15:03:05.235 |
| 12 - D1 | 24.136 | 44.424 | 15.002 | 1:23.562 | (3) 85.26 | 0.196 | 15:04:28.797 |
| 13 - D1 | 24.327 | 44.596 | 15.052 | 1:23.975 | 84.84 | 0.609 | 15:05:52.772 |
| 14 - D1 | 24.257 | 44.803 | 15.139 | 1:24.199 | 84.61 | 0.833 | 15:07:16.971 |
| 15 - D1 | 24.271 | 44.552 | 15.157 | 1:23.980 | 84.83 | 0.614 | 15:08:40.951 |
| 16 - D1 | 24.510 | 44.407 | 15.353 | 1:24.270 | 84.54 | 0.904 | 15:10:05.221 |
| 17 - D1 | 24.383 | 45.132 | 15.328 | 1:24.843 | 83.97 | 1.477 | 15:11:30.064 |
| 18 - D1 | 24.138 | 44.577 | 15.254 | 1:23.969 | 84.84 | 0.603 | 15:12:54.033 |
| 19 - D1 | 24.394 | 44.992 | 14.936 | 1:24.322 | 84.49 | 0.956 | 15:14:18.355 |
| 20 - D1 | 24.482 | 44.576 | 15.042 | 1:24.100 | 84.71 | 0.734 | 15:15:42.455 |
| 21 - D1 | 24.309 | 45.166 | 15.628 | 1:25.103 | 83.71 | 1.737 | 15:17:07.558 |
| 22 - D1 | 24.489 | 44.733 | 15.666 | 1:24.888 | 83.92 | 1.522 | 15:18:32.446 |
| 23 - D1 | 24.360 | 44.801 | 15.020 | 1:24.181 | 84.63 | 0.815 | 15:19:56.627 |
| 24 - D1 | 24.218 | 44.693 | 15.117 | 1:24.028 | 84.78 | 0.662 | 15:21:20.655 |
| 25 - D1 | 24.481 | 44.901 | 15.156 | 1:24.538 | 84.27 | 1.172 | 15:22:45.193 |
| 26 - D1 | 25.028 | 44.945 | 14.953 | 1:24.926 | 83.89 | 1.560 | 15:24:10.119 |
| 27 - D1 | 24.380 | 44.387 | 15.593 | 1:24.360 | 84.45 | 0.994 | 15:25:34.479 |
| 28 - D1 | 24.681 | 45.747 | 15.035 | 1:25.463 | 83.36 | 2.097 | 15:26:59.942 |
| 29 - D1 | 24.265 | 44.508 | 15.067 | 1:23.840 | 84.97 | 0.474 | 15:28:23.782 |
| 30 - D1 | 26.749 | 44.699 | 15.271 | 1:26.719 | 82.15 | 3.353 | 15:29:50.501 |

Weather / Track : Sunny / Dry

Donington Park National
 Circuit Length = 1.9790 miles
 Start: 14:43 Flag 15:29 End: 15:32

MSVT Trackday Championship

RACE 4 - SECTOR ANALYSIS

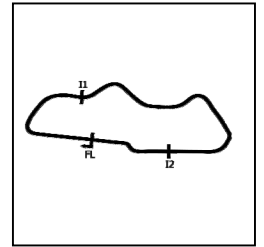


SECTOR 1 = FL to I1, SECTOR 2 = I1 to I2, SECTOR 3 = I2 to FL, DIFF = Difference To Personal Best Lap, P = Crossed Finish Line in Pit Lane, D = Time Disallowed

| P22 75 D | | Old Boy Racing | | Ford Fiesta Zetec S | | | |
|---------------------------|---------------|--------------------------|---------------|---------------------|--------------|----------|---------------------|
| IDEAL LAP TIME : 1:26.545 | | BEST LAP TIME : 1:27.036 | | DIFFERENCE : 0.491 | | | |
| D1: Mike DEVINE | | | | | | | |
| LAP | SECTOR 1 | SECTOR 2 | SECTOR 3 | LAP TIME | MPH | DIFF | TIME OF DAY |
| 1 - D1 | | 48.482 | 16.405 | 1:40.118 | 71.16 | 13.082 | 14:45:09.400 |
| 2 - D1 | 26.150 | 46.613 | 15.329 | 1:28.092 | 80.87 | 1.056 | 14:46:37.492 |
| 3 - D1 | 26.114 | 46.386 | 15.158 | 1:27.658 | 81.27 | 0.622 | 14:48:05.150 |
| 4 - D1 | 25.680 | 46.171 | 15.330 | 1:27.181 (3) | 81.72 | 0.145 | 14:49:32.331 |
| 5 - D1 | 26.101 | 46.490 | 15.273 | 1:27.864 | 81.08 | 0.828 | 14:51:00.195 |
| 6 - D1 | 25.718 | 46.654 | 15.676 | 1:28.048 | 80.91 | 1.012 | 14:52:28.243 |
| 7 - D1 | 25.957 | 46.330 | 15.162 | 1:27.449 | 81.47 | 0.413 | 14:53:55.692 |
| 8 - D1 | 26.837 | 46.133 | 15.702 | 1:28.672 | 80.34 | 1.636 | 14:55:24.364 |
| 9 - D1 | 26.057 | 46.190 | 15.121 | 1:27.368 | 81.54 | 0.332 | 14:56:51.732 |
| 10 - D1 | 25.700 | 46.301 | 15.871 | 1:27.872 | 81.07 | 0.836 | 14:58:19.604 |
| 11 - D1 | 26.292 | 46.566 | 15.724 | 1:28.582 | 80.42 | 1.546 | 14:59:48.186 |
| 12 - D1 | 25.928 | 46.700 | 15.792 | 1:28.420 | 80.57 | 1.384 | 15:01:16.606 |
| 13 - D1 | 26.098 | 46.355 | 15.213 | 1:27.666 | 81.27 | 0.630 | 15:02:44.272 |
| 14 - D1 | 25.962 | 46.387 | 15.127 | 1:27.476 | 81.44 | 0.440 | 15:04:11.748 |
| 15 - D1 | 25.867 | 47.193 | 15.319 | 1:28.379 | 80.61 | 1.343 | 15:05:40.127 |
| 16 - D1 | 25.867 | 46.636 | 16.107 | 1:28.610 | 80.40 | 1.574 | 15:07:08.737 |
| 17 - D1 | 25.949 | 47.106 | IN PIT | 1:31.493 P | 77.87 | 4.457 | 15:08:40.230 |
| 18 - D1 | OUTLAP | 46.801 | 15.695 | 3:23.456 | 35.01 | 1:56.420 | 15:12:03.686 |
| 19 - D1 | 25.939 | 46.273 | 14.824 | 1:27.036 (1) | 81.85 | | 15:13:30.722 |
| 20 - D1 | 25.705 | 46.424 | 15.002 | 1:27.131 (2) | 81.76 | 0.095 | 15:14:57.853 |
| 21 - D1 | 26.087 | 46.278 | 15.394 | 1:27.759 | 81.18 | 0.723 | 15:16:25.612 |
| 22 - D1 | 25.884 | 46.352 | 15.339 | 1:27.575 | 81.35 | 0.539 | 15:17:53.187 |
| 23 - D1 | 25.703 | 46.135 | 15.892 | 1:27.730 | 81.21 | 0.694 | 15:19:20.917 |
| 24 - D1 | 26.099 | 46.041 | 15.101 | 1:27.241 | 81.66 | 0.205 | 15:20:48.158 |
| 25 - D1 | 25.827 | 46.296 | IN PIT | 1:31.066 P | 78.23 | 4.030 | 15:22:19.224 |
| 26 - D1 | OUTLAP | 46.344 | 15.081 | 1:53.263 | 62.90 | 26.227 | 15:24:12.487 |
| 27 - D1 | 26.103 | 46.572 | 15.209 | 1:27.884 | 81.06 | 0.848 | 15:25:40.371 |
| 28 - D1 | 25.902 | 46.834 | 16.497 | 1:29.233 | 79.84 | 2.197 | 15:27:09.604 |
| 29 - D1 | 26.013 | 46.336 | 15.215 | 1:27.564 | 81.36 | 0.528 | 15:28:37.168 |
| 30 - D1 | 26.004 | 46.387 | 15.538 | 1:27.929 | 81.02 | 0.893 | 15:30:05.097 |

MSVT Trackday Championship

RACE 4 - SECTOR ANALYSIS

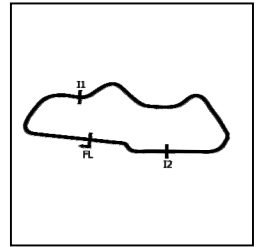


SECTOR 1 = FL to I1, SECTOR 2 = I1 to I2, SECTOR 3 = I2 to FL, DIFF = Difference To Personal Best Lap, P = Crossed Finish Line in Pit Lane, D = Time Disallowed

| P23 27 D | | Beaufort Racing | | Ford Fiesta | | | |
|---------------------------|---------------|--------------------------|---------------|---------------------|--------------|----------|---------------------|
| IDEAL LAP TIME : 1:27.255 | | BEST LAP TIME : 1:28.207 | | DIFFERENCE : 0.952 | | | |
| D1: Shaun ANDREWS | | D2: Clive GOLDTHORPE | | | | | |
| LAP | SECTOR 1 | SECTOR 2 | SECTOR 3 | LAP TIME | MPH | DIFF | TIME OF DAY |
| 1 - D1 | | 49.299 | 15.683 | 1:51.117 | 64.11 | 22.910 | 14:45:20.399 |
| 2 - D1 | 25.860 | 47.187 | 15.392 | 1:28.439 (2) | 80.55 | 0.232 | 14:46:48.838 |
| 3 - D1 | 26.211 | 47.352 | 15.543 | 1:29.106 | 79.95 | 0.899 | 14:48:17.944 |
| 4 - D1 | 26.285 | 47.802 | 15.403 | 1:29.490 | 79.61 | 1.283 | 14:49:47.434 |
| 5 - D1 | 25.933 | 47.144 | 15.681 | 1:28.758 | 80.27 | 0.551 | 14:51:16.192 |
| 6 - D1 | 26.125 | 47.163 | 15.545 | 1:28.833 | 80.20 | 0.626 | 14:52:45.025 |
| 7 - D1 | 26.225 | 47.236 | 15.528 | 1:28.989 | 80.06 | 0.782 | 14:54:14.014 |
| 8 - D1 | 26.131 | 47.267 | 15.280 | 1:28.678 | 80.34 | 0.471 | 14:55:42.692 |
| 9 - D1 | 25.771 | 47.420 | 15.397 | 1:28.588 (3) | 80.42 | 0.381 | 14:57:11.280 |
| 10 - D1 | 26.102 | 47.141 | 15.672 | 1:28.915 | 80.12 | 0.708 | 14:58:40.195 |
| 11 - D1 | 25.924 | 47.005 | 16.058 | 1:28.987 | 80.06 | 0.780 | 15:00:09.182 |
| 12 - D1 | 25.969 | 46.536 | 15.702 | 1:28.207 (1) | 80.77 | | 15:01:37.389 |
| 13 - D1 | 25.773 | 48.713 | 15.237 | 1:29.723 | 79.40 | 1.516 | 15:03:07.112 |
| 14 - D1 | 25.765 | 47.505 | IN PIT | 1:32.629 P | 76.91 | 4.422 | 15:04:39.741 |
| 15 - D1 | OUTLAP | 47.297 | 15.736 | 3:29.471 | 34.01 | 2:01.264 | 15:08:09.212 |
| 16 - D1 | 26.236 | 47.287 | 15.349 | 1:28.872 | 80.16 | 0.665 | 15:09:38.084 |
| 17 - D1 | 26.698 | 46.509 | 16.829 | 1:30.036 | 79.13 | 1.829 | 15:11:08.120 |
| 18 - D1 | 26.694 | 47.390 | 14.981 | 1:29.065 | 79.99 | 0.858 | 15:12:37.185 |
| 19 - D1 | 26.171 | 47.597 | 15.320 | 1:29.088 | 79.97 | 0.881 | 15:14:06.273 |
| 20 - D1 | 27.575 | 48.277 | 15.673 | 1:31.525 | 77.84 | 3.318 | 15:15:37.798 |
| 21 - D1 | 26.499 | 47.871 | 17.314 | 1:31.684 | 77.70 | 3.477 | 15:17:09.482 |
| 22 - D1 | 26.346 | 49.518 | 15.529 | 1:31.393 | 77.95 | 3.186 | 15:18:40.875 |
| 23 - D1 | 26.479 | 47.925 | 15.701 | 1:30.105 | 79.07 | 1.898 | 15:20:10.980 |
| 24 - D1 | 27.410 | 54.181 | 17.236 | 1:38.827 | 72.09 | 10.620 | 15:21:49.807 |
| 25 - D1 | 26.409 | 48.180 | 15.742 | 1:30.331 | 78.87 | 2.124 | 15:23:20.138 |
| 26 - D1 | 26.486 | 48.605 | 15.264 | 1:30.355 | 78.85 | 2.148 | 15:24:50.493 |
| 27 - D1 | 27.747 | 48.684 | 15.268 | 1:31.699 | 77.69 | 3.492 | 15:26:22.192 |
| 28 - D1 | 26.636 | 48.400 | 15.392 | 1:30.428 | 78.78 | 2.221 | 15:27:52.620 |
| 29 - D1 | 26.957 | 47.629 | 15.083 | 1:29.669 | 79.45 | 1.462 | 15:29:22.289 |
| 30 - D1 | 27.383 | 47.808 | 17.679 | 1:32.870 | 76.71 | 4.663 | 15:30:55.159 |

MSVT Trackday Championship

RACE 4 - SECTOR ANALYSIS

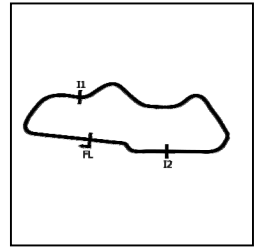


SECTOR 1 = FL to I1, SECTOR 2 = I1 to I2, SECTOR 3 = I2 to FL, DIFF = Difference To Personal Best Lap, P = Crossed Finish Line in Pit Lane, D = Time Disallowed

| P24 99 G | | Moores Motors | | Ford Fiesta | | | |
|---------------------------|---------------|--------------------------|---------------|---------------------|--------------|----------|---------------------|
| IDEAL LAP TIME : 1:29.772 | | BEST LAP TIME : 1:30.123 | | DIFFERENCE : 0.351 | | | |
| D1: Paul BURN | | | | | | | |
| LAP | SECTOR 1 | SECTOR 2 | SECTOR 3 | LAP TIME | MPH | DIFF | TIME OF DAY |
| 1 - D1 | | 49.150 | 18.616 | 1:43.839 | 68.61 | 13.716 | 14:45:13.121 |
| 2 - D1 | 27.382 | 49.215 | 16.057 | 1:32.654 | 76.89 | 2.531 | 14:46:45.775 |
| 3 - D1 | 27.260 | 48.609 | 16.039 | 1:31.908 | 77.51 | 1.785 | 14:48:17.683 |
| 4 - D1 | 27.340 | 48.380 | 16.002 | 1:31.722 | 77.67 | 1.599 | 14:49:49.405 |
| 5 - D1 | 26.812 | 48.453 | 16.024 | 1:31.289 | 78.04 | 1.166 | 14:51:20.694 |
| 6 - D1 | 26.485 | 49.498 | 16.177 | 1:32.160 | 77.30 | 2.037 | 14:52:52.854 |
| 7 - D1 | 26.921 | 48.653 | 15.803 | 1:31.377 | 77.96 | 1.254 | 14:54:24.231 |
| 8 - D1 | 26.945 | 47.987 | 15.824 | 1:30.756 | 78.50 | 0.633 | 14:55:54.987 |
| 9 - D1 | 26.471 | 49.561 | 17.702 | 1:33.734 | 76.00 | 3.611 | 14:57:28.721 |
| 10 - D1 | 26.984 | 48.799 | 16.078 | 1:31.861 | 77.55 | 1.738 | 14:59:00.582 |
| 11 - D1 | 26.710 | 48.386 | 15.906 | 1:31.002 | 78.29 | 0.879 | 15:00:31.584 |
| 12 - D1 | 26.419 | 48.288 | 15.676 | 1:30.383 (3) | 78.82 | 0.260 | 15:02:01.967 |
| 13 - D1 | 26.321 | 49.626 | 16.195 | 1:32.142 | 77.32 | 2.019 | 15:03:34.109 |
| 14 - D1 | 26.442 | 48.238 | 16.471 | 1:31.151 | 78.16 | 1.028 | 15:05:05.260 |
| 15 - D1 | 26.667 | 49.357 | 15.766 | 1:31.790 | 77.61 | 1.667 | 15:06:37.050 |
| 16 - D1 | 26.430 | 48.309 | IN PIT | 1:34.981 P | 75.01 | 4.858 | 15:08:12.031 |
| 17 - D1 | OUTLAP | 48.816 | 16.393 | 3:30.156 | 33.90 | 2:00.033 | 15:11:42.187 |
| 18 - D1 | 26.642 | 48.864 | 16.004 | 1:31.510 | 77.85 | 1.387 | 15:13:13.697 |
| 19 - D1 | 26.596 | 51.982 | 16.315 | 1:34.893 | 75.08 | 4.770 | 15:14:48.590 |
| 20 - D1 | 26.109 | 48.503 | 16.149 | 1:30.761 | 78.49 | 0.638 | 15:16:19.351 |
| 21 - D1 | 26.419 | 48.244 | 15.684 | 1:30.347 (2) | 78.85 | 0.224 | 15:17:49.698 |
| 22 - D1 | 26.224 | 48.869 | 17.418 | 1:32.511 | 77.01 | 2.388 | 15:19:22.209 |
| 23 - D1 | 26.736 | 48.614 | 15.830 | 1:31.180 | 78.13 | 1.057 | 15:20:53.389 |
| 24 - D1 | 26.553 | 49.356 | 15.975 | 1:31.884 | 77.53 | 1.761 | 15:22:25.273 |
| 25 - D1 | 26.812 | 49.130 | 16.098 | 1:32.040 | 77.40 | 1.917 | 15:23:57.313 |
| 26 - D1 | 26.421 | 48.534 | 16.290 | 1:31.245 | 78.08 | 1.122 | 15:25:28.558 |
| 27 - D1 | 26.566 | 52.279 | 16.156 | 1:35.001 | 74.99 | 4.878 | 15:27:03.559 |
| 28 - D1 | 26.488 | 50.230 | 17.329 | 1:34.047 | 75.75 | 3.924 | 15:28:37.606 |
| 29 - D1 | 26.282 | 48.045 | 15.796 | 1:30.123 (1) | 79.05 | | 15:30:07.729 |

MSVT Trackday Championship

RACE 4 - SECTOR ANALYSIS



SECTOR 1 = FL to I1, SECTOR 2 = I1 to I2, SECTOR 3 = I2 to FL, DIFF = Difference To Personal Best Lap, P = Crossed Finish Line in Pit Lane, D = Time Disallowed

| P25 88 B | | Simply Car Sales - Daniels Motorsport | | Ford Fiesta | | | |
|---------------------------|---------------|--|---------------|---------------------|--------------|----------|---------------------|
| IDEAL LAP TIME : 1:23.062 | | BEST LAP TIME : 1:23.255 | | DIFFERENCE : 0.193 | | | |
| D1: John COOPER | | D2: Alistair KELLETT | | | | | |
| LAP | SECTOR 1 | SECTOR 2 | SECTOR 3 | LAP TIME | MPH | DIFF | TIME OF DAY |
| 1 - D1 | | 46.117 | 15.250 | 1:33.168 | 76.47 | 9.913 | 14:45:02.450 |
| 2 - D1 | 25.279 | 44.647 | 14.502 | 1:24.428 | 84.38 | 1.173 | 14:46:26.878 |
| 3 - D1 | 24.228 | 44.542 | 14.485 | 1:23.255 (1) | 85.57 | | 14:47:50.133 |
| 4 - D1 | 24.340 | 46.322 | 15.343 | 1:26.005 | 82.83 | 2.750 | 14:49:16.138 |
| 5 - D1 | 24.661 | 44.720 | 14.524 | 1:23.905 | 84.91 | 0.650 | 14:50:40.043 |
| 6 - D1 | 24.914 | 44.995 | 14.485 | 1:24.394 | 84.42 | 1.139 | 14:52:04.437 |
| 7 - D1 | 24.878 | 44.601 | 14.717 | 1:24.196 | 84.61 | 0.941 | 14:53:28.633 |
| 8 - D1 | 24.783 | 44.930 | 14.435 | 1:24.148 | 84.66 | 0.893 | 14:54:52.781 |
| 9 - D1 | 24.556 | 44.838 | 14.591 | 1:23.985 | 84.83 | 0.730 | 14:56:16.766 |
| 10 - D1 | 24.664 | 44.681 | 14.543 | 1:23.888 | 84.93 | 0.633 | 14:57:40.654 |
| 11 - D1 | 24.374 | 44.459 | 14.498 | 1:23.331 (2) | 85.49 | 0.076 | 14:59:03.985 |
| 12 - D1 | 24.649 | 44.953 | 14.483 | 1:24.085 | 84.73 | 0.830 | 15:00:28.070 |
| 13 - D1 | 24.591 | 45.090 | 14.599 | 1:24.280 | 84.53 | 1.025 | 15:01:52.350 |
| 14 - D1 | 24.412 | 44.504 | 15.124 | 1:24.040 | 84.77 | 0.785 | 15:03:16.390 |
| 15 - D1 | 24.912 | 44.744 | 14.945 | 1:24.601 | 84.21 | 1.346 | 15:04:40.991 |
| 16 - D1 | 24.662 | 44.692 | IN PIT | 1:28.242 P | 80.73 | 4.987 | 15:06:09.233 |
| 17 - D1 | OUTLAP | 46.592 | 15.786 | 3:23.284 | 35.04 | 2:00.029 | 15:09:32.517 |
| 18 - D1 | 25.112 | 46.374 | 15.155 | 1:26.641 | 82.23 | 3.386 | 15:10:59.158 |
| 19 - D1 | 25.053 | 45.390 | 15.098 | 1:25.541 | 83.28 | 2.286 | 15:12:24.699 |
| 20 - D1 | 24.969 | 47.814 | 15.377 | 1:28.160 | 80.81 | 4.905 | 15:13:52.859 |
| 21 - D1 | 24.713 | 46.912 | 14.731 | 1:26.356 | 82.50 | 3.101 | 15:15:19.215 |
| 22 - D1 | 24.168 | 45.161 | 14.685 | 1:24.014 | 84.80 | 0.759 | 15:16:43.229 |
| 23 - D1 | 24.619 | 45.070 | 14.678 | 1:24.367 | 84.44 | 1.112 | 15:18:07.596 |
| 24 - D1 | 24.255 | 44.654 | 14.666 | 1:23.575 (3) | 85.24 | 0.320 | 15:19:31.171 |
| 25 - D1 | 24.466 | 44.813 | 14.584 | 1:23.863 | 84.95 | 0.608 | 15:20:55.034 |
| 26 - D1 | 24.559 | 44.711 | 15.100 | 1:24.370 | 84.44 | 1.115 | 15:22:19.404 |
| 27 - D1 | 24.755 | 44.585 | 15.837 | 1:25.177 | 83.64 | 1.922 | 15:23:44.581 |
| 28 - D1 | 24.487 | 44.770 | 14.613 | 1:23.870 | 84.94 | 0.615 | 15:25:08.451 |
| 29 - D1 | 24.320 | 44.688 | 14.743 | 1:23.751 | 85.06 | 0.496 | 15:26:32.202 |

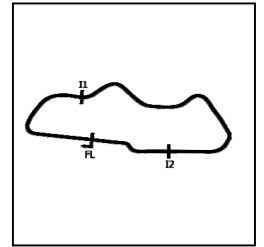
| P26 56 D | | Phil Burden Racing | | Ford Fiesta ST | | | |
|---------------------------|---------------|---------------------------|---------------|---------------------|--------------|----------|---------------------|
| IDEAL LAP TIME : 1:26.589 | | BEST LAP TIME : 1:26.633 | | DIFFERENCE : 0.044 | | | |
| D1: Phil BURDEN | | | | | | | |
| LAP | SECTOR 1 | SECTOR 2 | SECTOR 3 | LAP TIME | MPH | DIFF | TIME OF DAY |
| 1 - D1 | | 49.064 | 16.155 | 1:39.620 | 71.51 | 12.987 | 14:45:08.902 |
| 2 - D1 | 26.052 | 46.491 | 15.244 | 1:27.787 | 81.15 | 1.154 | 14:46:36.689 |
| 3 - D1 | 25.786 | 46.151 | 15.567 | 1:27.504 | 81.42 | 0.871 | 14:48:04.193 |
| 4 - D1 | 26.275 | 46.158 | 15.331 | 1:27.764 | 81.17 | 1.131 | 14:49:31.957 |
| 5 - D1 | 26.029 | 46.475 | 15.256 | 1:27.760 | 81.18 | 1.127 | 14:50:59.717 |
| 6 - D1 | 25.670 | 46.123 | 15.675 | 1:27.468 | 81.45 | 0.835 | 14:52:27.185 |
| 7 - D1 | 25.724 | 46.262 | 15.192 | 1:27.178 (3) | 81.72 | 0.545 | 14:53:54.363 |
| 8 - D1 | 25.680 | 46.521 | 15.081 | 1:27.282 | 81.62 | 0.649 | 14:55:21.645 |
| 9 - D1 | 25.606 | 46.386 | 15.326 | 1:27.318 | 81.59 | 0.685 | 14:56:48.963 |
| 10 - D1 | 25.643 | 46.170 | 15.241 | 1:27.054 (2) | 81.84 | 0.421 | 14:58:16.017 |
| 11 - D1 | 25.599 | 46.211 | 15.481 | 1:27.291 | 81.61 | 0.658 | 14:59:43.308 |
| 12 - D1 | 25.482 | 46.164 | 14.987 | 1:26.633 (1) | 82.23 | | 15:01:09.941 |
| 13 - D1 | 25.619 | 46.250 | IN PIT | 1:29.772 P | 79.36 | 3.139 | 15:02:39.713 |
| 14 - D1 | OUTLAP | 46.684 | 15.718 | 3:31.668 | 33.65 | 2:05.035 | 15:06:11.381 |
| 15 - D1 | 26.004 | 46.402 | 15.405 | 1:27.811 | 81.13 | 1.178 | 15:07:39.192 |
| 16 - D1 | 25.645 | 46.319 | 15.404 | 1:27.368 | 81.54 | 0.735 | 15:09:06.560 |
| 17 - D1 | 25.724 | 47.253 | 15.408 | 1:28.385 | 80.60 | 1.752 | 15:10:34.945 |
| 18 - D1 | 25.479 | 54.606 | IN PIT | 1:45.723 P | 67.38 | 19.090 | 15:12:20.668 |
| 19 - D1 | OUTLAP | 47.433 | 15.712 | 4:00.805 | 29.58 | 2:34.172 | 15:16:21.473 |
| 20 - D1 | 26.394 | 47.408 | 16.327 | 1:30.129 | 79.04 | 3.496 | 15:17:51.602 |
| 21 - D1 | 28.200 | 48.418 | 16.044 | 1:32.662 | 76.88 | 6.029 | 15:19:24.264 |

Weather / Track : Sunny / Dry

Donington Park National
Circuit Length = 1.9790 miles
Start: 14:43 Flag 15:29 End: 15:32

MSVT Trackday Championship

RACE 4 - SECTOR ANALYSIS



SECTOR 1 = FL to I1, SECTOR 2 = I1 to I2, SECTOR 3 = I2 to FL, DIFF = Difference To Personal Best Lap, P = Crossed Finish Line in Pit Lane, D = Time Disallowed

| P27 | 25 | D | Greenstar Racing - Supatune | Ford Fieta | | | |
|---------------------------|---------------|--------------------------|------------------------------------|---------------------|--------------|-------|---------------------|
| IDEAL LAP TIME : 1:27.185 | | BEST LAP TIME : 1:34.785 | | DIFFERENCE : 7.600 | | | |
| D1: Rob BURNHAM | | D2: Tom STARKEY | | | | | |
| LAP | SECTOR 1 | SECTOR 2 | SECTOR 3 | LAP TIME | MPH | DIFF | TIME OF DAY |
| 1 - D1 | | 48.406 | 15.988 | 1:37.680 | 72.93 | 2.895 | 14:45:06.962 |
| 2 - D1 | 25.372 | 45.825 | 23.588 | 1:34.785 (1) | 75.16 | | 14:46:41.747 |

MSVT Trackday Championship

RACE 4 - BEST SECTORS

| SECTOR 1 | | | SECTOR 2 | | | SECTOR 3 | | | IDEAL / BEST COMPARISON | | | | | | |
|----------|-----|-----------------------|----------|-----|-----------------------|----------|-----|-----------------------|-------------------------|-----|-----|-----------------------|--------------------|-----------------|-------|
| POS | NO | NAME | TIME | NO | NAME | TIME | NO | NAME | TIME | POS | NO | NAME | IDEAL | BEST | DIFF |
| | | | | | | | | | | | | | PERFECT LAP | 1:20.737 | |
| 1 | 1 | Luke Reade Racing | 23.530 | 45 | FTP Motorsport | 43.121 | 45 | FTP Motorsport | 14.086 | 1 | 45 | FTP Motorsport | 1:20.932 | 1:21.353 | 0.421 |
| 2 | 44 | Apple Car Centre | 23.699 | 113 | Team Darkside | 43.492 | 6 | FOZ Motorsport | 14.109 | 2 | 1 | Luke Reade Racing | 1:21.202 | 1:21.595 | 0.393 |
| 3 | 113 | Team Darkside | 23.712 | 1 | Luke Reade Racing | 43.509 | 93 | Bigskidz Racing Team | 14.110 | 3 | 44 | Apple Car Centre | 1:21.402 | 1:21.628 | 0.226 |
| 4 | 93 | Bigskidz Racing Team | 23.725 | 44 | Apple Car Centre | 43.587 | 44 | Apple Car Centre | 14.116 | 4 | 113 | Team Darkside | 1:21.495 | 1:22.002 | 0.507 |
| 5 | 45 | FTP Motorsport | 23.725 | 93 | Bigskidz Racing Team | 43.776 | 1 | Luke Reade Racing | 14.163 | 5 | 93 | Bigskidz Racing Team | 1:21.611 | 1:21.866 | 0.255 |
| 6 | 121 | R-Tech Welding Racing | 23.740 | 6 | FOZ Motorsport | 43.900 | 134 | DR Racing | 14.220 | 6 | 6 | FOZ Motorsport | 1:21.856 | 1:22.069 | 0.213 |
| 7 | 6 | FOZ Motorsport | 23.847 | 121 | R-Tech Welding Racing | 43.913 | 60 | Team Bacon Butty F | 14.237 | 7 | 121 | R-Tech Welding Racing | 1:21.897 | 1:22.143 | 0.246 |
| 8 | 34 | SW Motorsports | 23.942 | 134 | DR Racing | 43.942 | 121 | R-Tech Welding Racing | 14.244 | 8 | 134 | DR Racing | 1:22.340 | 1:22.809 | 0.469 |
| 9 | 60 | Team Bacon Butty F | 23.958 | 53 | Team Norfolk | 44.103 | 113 | Team Darkside | 14.291 | 9 | 34 | SW Motorsports | 1:22.435 | 1:22.828 | 0.393 |
| 10 | 53 | Team Norfolk | 24.103 | 34 | SW Motorsports | 44.113 | 34 | SW Motorsports | 14.380 | 10 | 60 | Team Bacon Butty Ra | 1:22.517 | 1:23.074 | 0.557 |
| 11 | 116 | G&M Motorsport | 24.164 | 146 | Foz Motorsport | 44.220 | 146 | Foz Motorsport | 14.382 | 11 | 116 | G&M Motorsport | 1:22.867 | 1:23.408 | 0.541 |
| 12 | 88 | Simply Car Sales - L | 24.168 | 116 | G&M Motorsport | 44.231 | 12 | Pro-Am Racing | 14.403 | 12 | 146 | Foz Motorsport | 1:22.889 | 1:23.417 | 0.528 |
| 13 | 134 | DR Racing | 24.178 | 37 | Team Banana Racir | 44.261 | 88 | Simply Car Sales - L | 14.435 | 13 | 53 | Team Norfolk | 1:22.952 | 1:23.366 | 0.414 |
| 14 | 69 | White Knight Racing | 24.195 | 144 | Foz Motorsport | 44.283 | 116 | G&M Motorsport | 14.472 | 14 | 144 | Foz Motorsport | 1:22.995 | 1:23.143 | 0.148 |
| 15 | 144 | Foz Motorsport | 24.219 | 60 | Team Bacon Butty F | 44.322 | 144 | Foz Motorsport | 14.493 | 15 | 88 | Simply Car Sales - Da | 1:23.062 | 1:23.255 | 0.193 |
| 16 | 66 | Finsport Premier Ra | 24.267 | 88 | Simply Car Sales - L | 44.459 | 69 | White Knight Racing | 14.581 | 16 | 37 | Team Banana Racing | 1:23.249 | 1:24.017 | 0.768 |
| 17 | 146 | Foz Motorsport | 24.287 | 66 | Finsport Premier Ra | 44.582 | 66 | Finsport Premier Ra | 14.582 | 17 | 66 | Finsport Premier Raci | 1:23.431 | 1:23.865 | 0.434 |
| 18 | 37 | Team Banana Racir | 24.316 | 12 | Pro-Am Racing | 44.688 | 37 | Team Banana Racir | 14.672 | 18 | 69 | White Knight Racing | 1:23.524 | 1:23.887 | 0.363 |
| 19 | 12 | Pro-Am Racing | 24.509 | 69 | White Knight Racing | 44.748 | 53 | Team Norfolk | 14.746 | 19 | 12 | Pro-Am Racing | 1:23.600 | 1:23.786 | 0.186 |
| 20 | 57 | LWD Racing | 24.683 | 57 | LWD Racing | 45.214 | 75 | Old Boy Racing | 14.824 | 20 | 57 | LWD Racing | 1:25.145 | 1:25.545 | 0.400 |
| 21 | 26 | Ronan Quinn Racing | 25.246 | 26 | Ronan Quinn Racing | 45.710 | 26 | Ronan Quinn Racing | 14.965 | 21 | 26 | Ronan Quinn Racing | 1:25.921 | 1:26.273 | 0.352 |
| 22 | 25 | Greenstar Racing - S | 25.372 | 25 | Greenstar Racing - S | 45.825 | 27 | Beaufort Racing | 14.981 | 22 | 75 | Old Boy Racing | 1:26.545 | 1:27.036 | 0.491 |
| 23 | 56 | Phil Burden Racing | 25.479 | 75 | Old Boy Racing | 46.041 | 56 | Phil Burden Racing | 14.987 | 23 | 56 | Phil Burden Racing | 1:26.589 | 1:26.633 | 0.044 |
| 24 | 193 | 93R Motorsport | 25.565 | 193 | 93R Motorsport | 46.086 | 193 | 93R Motorsport | 15.181 | 24 | 193 | 93R Motorsport | 1:26.832 | 1:27.134 | 0.302 |
| 25 | 75 | Old Boy Racing | 25.680 | 56 | Phil Burden Racing | 46.123 | 57 | LWD Racing | 15.248 | 25 | 25 | Greenstar Racing - S | 1:27.185 | 1:34.785 | 7.600 |
| 26 | 27 | Beaufort Racing | 25.765 | 27 | Beaufort Racing | 46.509 | 99 | Moore's Motors | 15.676 | 26 | 27 | Beaufort Racing | 1:27.255 | 1:28.207 | 0.952 |
| 27 | 99 | Moore's Motors | 26.109 | 99 | Moore's Motors | 47.987 | 25 | Greenstar Racing - S | 15.988 | 27 | 99 | Moore's Motors | 1:29.772 | 1:30.123 | 0.351 |

28

Weather / Track : Sunny / Dry

Donington Park National
Circuit Length = 1.9790 miles
Start: 14:43 Flag 15:29 End: 15:32

Results can be found at www.tsl-timing.com

Printed - 15:36 Saturday, 21 September 2019

MSVT Trackday Championship

RACE 4 - POSITION CHART

| No | Name | Lap Pos | 1 | 2 | 3 | 4 | 5 | 6 | 7 | 8 | 9 | 10 | 11 | 12 | 13 | 14 | 15 | 16 | 17 | 18 | 19 | 20 | 21 | 22 | 23 | 24 | 25 | 26 | 27 | 28 | 29 | 30 | 31 | 32 | | | | |
|-----|-------------------------|------------|-----|-------------------|-----|-----|-----|-----|-----|-----|-----|-----|-----|-----|-----|-----|-----|-----|-----|-----|-----|-----|-----|-----|-----|-----|-----|-----|-----|-----|-----|-----|-----|-----|-----|-----|----|--|
| | | | 1 | Luke Reade Racing | 1 | 1 | 1 | 1 | 1 | 1 | 1 | 1 | 1 | 1 | 1 | 1 | 1 | 1 | 1 | 1 | 1 | 1 | 45 | 45 | 45 | 1 | 1 | 1 | 1 | 1 | 1 | 1 | 1 | 1 | 1 | 1 | 1 | |
| 93 | Bigskidz Racing Team | 2 | 6 | 6 | 6 | 6 | 6 | 6 | 6 | 6 | 6 | 6 | 6 | 6 | 6 | 121 | 45 | 45 | 45 | 1 | 1 | 1 | 6 | 6 | 6 | 6 | 6 | 6 | 6 | 6 | 6 | 93 | 6 | 6 | 6 | | | |
| 6 | FOZ Motorsport | 3 | 113 | 113 | 113 | 113 | 113 | 113 | 113 | 121 | 121 | 121 | 121 | 121 | 121 | 45 | 121 | 60 | 60 | 121 | 121 | 121 | 121 | 121 | 121 | 93 | 93 | 93 | 93 | 93 | 93 | 6 | 45 | 93 | 93 | | | |
| 113 | Team Darkside | 4 | 93 | 93 | 121 | 121 | 121 | 121 | 121 | 93 | 93 | 93 | 93 | 93 | 45 | 6 | 60 | 88 | 66 | 6 | 6 | 6 | 93 | 93 | 93 | 121 | 121 | 45 | 45 | 45 | 45 | 45 | 93 | 44 | 44 | | | |
| 121 | R-Tech Welding Racing | 5 | 121 | 121 | 93 | 93 | 93 | 93 | 93 | 113 | 44 | 44 | 113 | 45 | 93 | 60 | 88 | 66 | 193 | 93 | 93 | 93 | 45 | 45 | 45 | 45 | 45 | 121 | 121 | 121 | 121 | 44 | 45 | 45 | 45 | | | |
| 44 | Apple Car Centre | 6 | 44 | 44 | 44 | 44 | 44 | 44 | 44 | 44 | 113 | 113 | 45 | 44 | 44 | 88 | 69 | 57 | 75 | 113 | 113 | 113 | 113 | 44 | 44 | 44 | 44 | 44 | 44 | 44 | 44 | 113 | 113 | 113 | 113 | | | |
| 45 | FTP Motorsport | 7 | 60 | 60 | 60 | 60 | 60 | 60 | 45 | 45 | 45 | 45 | 44 | 113 | 60 | 116 | 66 | 26 | 121 | 44 | 44 | 44 | 44 | 113 | 113 | 113 | 113 | 113 | 113 | 113 | 113 | 113 | 113 | 121 | 121 | 134 | | |
| 60 | Team Bacon Butty Racing | 8 | 53 | 53 | 53 | 53 | 53 | 45 | 60 | 60 | 60 | 60 | 60 | 60 | 116 | 69 | 37 | 193 | 6 | 134 | 134 | 134 | 134 | 134 | 134 | 134 | 134 | 134 | 134 | 134 | 134 | 134 | 134 | 134 | 121 | 121 | | |
| 12 | Pro-Am Racing | 9 | 116 | 116 | 116 | 116 | 45 | 134 | 134 | 134 | 134 | 134 | 134 | 134 | 134 | 144 | 37 | 57 | 75 | 93 | 88 | 88 | 34 | 34 | 34 | 34 | 34 | 34 | 34 | 34 | 34 | 34 | 34 | 34 | 34 | 34 | | |
| 53 | Team Norfolk | 10 | 134 | 134 | 134 | 134 | 134 | 116 | 116 | 34 | 34 | 34 | 34 | 144 | 88 | 66 | 26 | 121 | 113 | 60 | 60 | 88 | 116 | 116 | 116 | 116 | 116 | 116 | 116 | 116 | 116 | 116 | 116 | 116 | 116 | 116 | | |
| 116 | G&M Motorsport | 11 | 144 | 144 | 144 | 144 | 116 | 34 | 34 | 116 | 116 | 144 | 144 | 116 | 69 | 57 | 193 | 113 | 44 | 34 | 34 | 116 | 146 | 146 | 146 | 146 | 146 | 146 | 146 | 146 | 146 | 146 | 146 | 146 | 146 | 146 | | |
| 134 | DR Racing | 12 | 88 | 88 | 88 | 45 | 144 | 144 | 144 | 144 | 144 | 116 | 116 | 88 | 37 | 26 | 75 | 6 | 134 | 116 | 116 | 146 | 88 | 88 | 88 | 88 | 88 | 88 | 88 | 88 | 88 | 88 | 88 | 69 | 69 | 144 | | |
| 47 | JRG Racing | 13 | 34 | 34 | 34 | 34 | 34 | 88 | 88 | 88 | 88 | 88 | 88 | 88 | 34 | 66 | 193 | 113 | 93 | 88 | 144 | 144 | 144 | 69 | 37 | 69 | 69 | 69 | 69 | 69 | 69 | 69 | 69 | 144 | 144 | 69 | 69 | |
| 144 | Foz Motorsport | 14 | 69 | 45 | 45 | 88 | 88 | 53 | 69 | 69 | 69 | 69 | 69 | 69 | 69 | 57 | 75 | 6 | 44 | 34 | 146 | 146 | 69 | 37 | 69 | 37 | 144 | 144 | 144 | 144 | 144 | 144 | 144 | 60 | 60 | 60 | | |
| 146 | Foz Motorsport | 15 | 45 | 69 | 69 | 69 | 69 | 69 | 12 | 12 | 12 | 146 | 146 | 37 | 26 | 27 | 93 | 134 | 116 | 69 | 69 | 37 | 144 | 144 | 144 | 60 | 60 | 60 | 60 | 60 | 60 | 60 | 60 | 37 | 37 | 37 | | |
| 88 | Simply Car Sales - Dan | 16 | 37 | 12 | 12 | 12 | 12 | 12 | 146 | 146 | 146 | 66 | 37 | 66 | 56 | 113 | 44 | 99 | 144 | 37 | 37 | 60 | 60 | 60 | 60 | 37 | 37 | 37 | 37 | 37 | 37 | 37 | 37 | 66 | 66 | 66 | | |
| 34 | SW Motorsports | 17 | 12 | 66 | 66 | 66 | 146 | 146 | 66 | 66 | 66 | 12 | 66 | 57 | 193 | 99 | 134 | 116 | 146 | 66 | 12 | 12 | 66 | 66 | 66 | 66 | 66 | 66 | 66 | 66 | 66 | 66 | 12 | 12 | 12 | 12 | | |
| 69 | White Knight Racing | 18 | 66 | 146 | 146 | 146 | 66 | 66 | 37 | 37 | 37 | 37 | 12 | 26 | 75 | 93 | 99 | 34 | 37 | 12 | 66 | 66 | 12 | 12 | 12 | 12 | 12 | 12 | 12 | 12 | 12 | 12 | 26 | 26 | 26 | 26 | | |
| 66 | Finsport Premier Racing | 19 | 146 | 37 | 37 | 37 | 37 | 37 | 57 | 57 | 57 | 57 | 57 | 57 | 56 | 27 | 44 | 116 | 69 | 69 | 26 | 26 | 26 | 26 | 26 | 26 | 26 | 26 | 26 | 26 | 26 | 26 | 26 | 57 | 57 | 57 | 57 | |
| 37 | Team Banana Racing | 20 | 25 | 26 | 57 | 57 | 57 | 57 | 26 | 26 | 26 | 26 | 26 | 26 | 193 | 99 | 134 | 144 | 144 | 12 | 57 | 57 | 57 | 57 | 57 | 57 | 57 | 57 | 57 | 57 | 57 | 57 | 193 | 193 | 193 | 193 | | |
| 57 | LWD Racing | 21 | 26 | 57 | 26 | 26 | 26 | 26 | 56 | 56 | 56 | 56 | 56 | 56 | 75 | 113 | 144 | 34 | 146 | 26 | 193 | 193 | 193 | 193 | 193 | 193 | 193 | 193 | 193 | 193 | 193 | 193 | 193 | 53 | 53 | 53 | 53 | |
| 25 | Greenstar Racing - Sup | 22 | 57 | 193 | 193 | 193 | 193 | 56 | 193 | 193 | 193 | 193 | 193 | 27 | 134 | 34 | 146 | 37 | 57 | 75 | 75 | 75 | 75 | 75 | 75 | 75 | 75 | 75 | 75 | 75 | 75 | 75 | 75 | 75 | 75 | 75 | | |
| 26 | Ronan Quinn Racing | 23 | 193 | 56 | 56 | 56 | 56 | 193 | 75 | 75 | 75 | 75 | 75 | 99 | 34 | 146 | 12 | 12 | 56 | 56 | 27 | 27 | 53 | 53 | 53 | 53 | 53 | 53 | 53 | 53 | 53 | 75 | 75 | 75 | 75 | 27 | 27 | |
| 56 | Phil Burden Racing | 24 | 56 | 75 | 75 | 75 | 75 | 75 | 27 | 27 | 27 | 27 | 27 | 27 | 146 | 146 | 12 | 56 | 56 | 27 | 27 | 53 | 53 | 27 | 27 | 27 | 27 | 27 | 27 | 27 | 27 | 27 | 27 | 27 | 27 | 27 | 27 | |
| 193 | 93R Motorsport | 25 | 75 | 25 | 99 | 27 | 27 | 27 | 99 | 99 | 99 | 99 | 99 | 12 | 12 | 56 | 27 | 27 | 53 | 53 | 99 | 99 | 99 | 99 | 99 | 99 | 99 | 99 | 99 | 99 | 99 | 99 | 99 | 99 | 99 | 99 | 99 | |
| 75 | Old Boy Racing | 26 | 99 | 99 | 27 | 99 | 99 | 99 | 53 | 53 | 53 | 53 | 53 | 53 | 53 | 53 | 53 | 53 | 53 | 99 | 99 | 56 | 56 | 56 | | | | | | | | | | | | | | |
| 27 | Beaufort Racing | 27 | 27 | 27 | | | | | | | | | | | | | | | | | | | | | | | | | | | | | | | | | | |
| 99 | Moore Motors | 28 | | | | | | | | | | | | | | | | | | | | | | | | | | | | | | | | | | | | |

Weather / Track : Sunny / Dry

Donington Park National
 Circuit Length = 1.9790 miles
 Start: 14:43 Flag 15:29 End: 15:32

Results can be found at www.tsl-timing.com

Printed - 15:36 Saturday, 21 September 2019

MSVT Trackday Championship

RACE 4 - PIT STOP ANALYSIS

| P1 45 FTP Motorsport | | | | |
|-----------------------------|--------------|-----------|------------|--------------|
| STOP | IN TIME | STOP TIME | TOTAL TIME | OUT TIME |
| 1 - | 15:11:21.404 | 2:03.389 | 2:03.389 | 15:13:24.793 |

| P2 1 Luke Reade Racing | | | | |
|-------------------------------|--------------|-----------|------------|--------------|
| STOP | IN TIME | STOP TIME | TOTAL TIME | OUT TIME |
| 1 - | 15:07:04.305 | 2:06.088 | 2:06.088 | 15:09:10.393 |

| P3 121 R-Tech Welding Racing | | | | |
|-------------------------------------|--------------|-----------|------------|--------------|
| STOP | IN TIME | STOP TIME | TOTAL TIME | OUT TIME |
| 1 - | 15:04:24.860 | 2:00.256 | 2:00.256 | 15:06:25.116 |

| P4 6 FOZ Motorsport | | | | |
|----------------------------|--------------|-----------|------------|--------------|
| STOP | IN TIME | STOP TIME | TOTAL TIME | OUT TIME |
| 1 - | 15:02:59.340 | 2:07.539 | 2:07.539 | 15:05:06.879 |

| P5 93 Bigskidz Racing Team | | | | |
|-----------------------------------|--------------|-----------|------------|--------------|
| STOP | IN TIME | STOP TIME | TOTAL TIME | OUT TIME |
| 1 - | 15:01:40.414 | 2:04.823 | 2:04.823 | 15:03:45.237 |

| P6 113 Team Darkside | | | | |
|-----------------------------|--------------|-----------|------------|--------------|
| STOP | IN TIME | STOP TIME | TOTAL TIME | OUT TIME |
| 1 - | 15:00:20.313 | 2:22.379 | 2:22.379 | 15:02:42.692 |

| P7 44 Apple Car Centre | | | | |
|-------------------------------|--------------|-----------|------------|--------------|
| STOP | IN TIME | STOP TIME | TOTAL TIME | OUT TIME |
| 1 - | 15:01:43.850 | 2:06.256 | 2:06.256 | 15:03:50.106 |

| P8 134 DR Racing | | | | |
|-------------------------|--------------|-----------|------------|--------------|
| STOP | IN TIME | STOP TIME | TOTAL TIME | OUT TIME |
| 1 - | 15:00:24.954 | 2:01.348 | 2:01.348 | 15:02:26.302 |

| P9 88 Simply Car Sales - Daniels Motorsport | | | | |
|--|--------------|-----------|------------|--------------|
| STOP | IN TIME | STOP TIME | TOTAL TIME | OUT TIME |
| 1 - | 15:06:09.233 | 1:57.948 | 1:57.948 | 15:08:07.181 |

| P10 60 Team Bacon Butty Racing | | | | |
|---------------------------------------|--------------|-----------|------------|--------------|
| STOP | IN TIME | STOP TIME | TOTAL TIME | OUT TIME |
| 1 - | 15:07:30.303 | 2:05.462 | 2:05.462 | 15:09:35.765 |

| P11 34 SW Motorsports | | | | |
|------------------------------|--------------|-----------|------------|--------------|
| STOP | IN TIME | STOP TIME | TOTAL TIME | OUT TIME |
| 1 - | 15:00:28.347 | 2:06.484 | 2:06.484 | 15:02:34.831 |

| P12 116 G&M Motorsport | | | | |
|-----------------------------------|--------------|-----------|------------|--------------|
| STOP | IN TIME | STOP TIME | TOTAL TIME | OUT TIME |
| 1 - | 15:03:19.111 | 2:06.919 | 2:06.919 | 15:05:26.030 |

| P13 144 Foz Motorsport | | | | |
|-------------------------------|--------------|-----------|------------|--------------|
| STOP | IN TIME | STOP TIME | TOTAL TIME | OUT TIME |
| 1 - | 15:01:51.777 | 2:00.269 | 2:00.269 | 15:03:52.046 |

| P14 146 Foz Motorsport | | | | |
|-------------------------------|--------------|-----------|------------|--------------|
| STOP | IN TIME | STOP TIME | TOTAL TIME | OUT TIME |
| 1 - | 14:59:13.966 | 2:04.512 | 2:04.512 | 15:01:18.478 |

| P15 69 White Knight Racing | | | | |
|-----------------------------------|--------------|-----------|------------|--------------|
| STOP | IN TIME | STOP TIME | TOTAL TIME | OUT TIME |
| 1 - | 15:04:52.288 | 2:01.714 | 2:01.714 | 15:06:54.002 |

| P16 37 Team Banana Racing | | | | |
|----------------------------------|--------------|-----------|------------|--------------|
| STOP | IN TIME | STOP TIME | TOTAL TIME | OUT TIME |
| 1 - | 15:04:58.090 | 1:58.350 | 1:58.350 | 15:06:56.440 |

| P17 12 Pro-Am Racing | | | | |
|-----------------------------|--------------|-----------|------------|--------------|
| STOP | IN TIME | STOP TIME | TOTAL TIME | OUT TIME |
| 1 - | 14:59:21.354 | 2:07.799 | 2:07.799 | 15:01:29.153 |

| P18 66 Finsport Premier Racing | | | | |
|---------------------------------------|--------------|-----------|------------|--------------|
| STOP | IN TIME | STOP TIME | TOTAL TIME | OUT TIME |
| 1 - | 15:07:48.864 | 2:04.018 | 2:04.018 | 15:09:52.882 |
| 2 - | 15:11:19.248 | 18.089 | 2:22.107 | 15:11:37.337 |

| P19 26 Ronan Quinn Racing | | | | |
|----------------------------------|--------------|-----------|------------|--------------|
| STOP | IN TIME | STOP TIME | TOTAL TIME | OUT TIME |
| 1 - | 15:06:55.448 | 2:06.742 | 2:06.742 | 15:09:02.190 |

| P20 57 LWD Racing | | | | |
|--------------------------|--------------|-----------|------------|--------------|
| STOP | IN TIME | STOP TIME | TOTAL TIME | OUT TIME |
| 1 - | 15:06:53.546 | 2:09.602 | 2:09.602 | 15:09:03.148 |

| P21 193 93R Motorsport | | | | |
|-------------------------------|--------------|-----------|------------|--------------|
| STOP | IN TIME | STOP TIME | TOTAL TIME | OUT TIME |
| 1 - | 15:08:35.916 | 2:24.055 | 2:24.055 | 15:10:59.971 |

| P22 75 Old Boy Racing | | | | |
|------------------------------|--------------|-----------|------------|--------------|
| STOP | IN TIME | STOP TIME | TOTAL TIME | OUT TIME |
| 1 - | 15:08:40.230 | 1:56.372 | 1:56.372 | 15:10:36.602 |

| P23 56 Phil Burden Racing | | | | |
|----------------------------------|--------------|-----------|------------|--------------|
| STOP | IN TIME | STOP TIME | TOTAL TIME | OUT TIME |
| 1 - | 15:02:39.713 | 2:05.526 | 2:05.526 | 15:04:45.239 |
| 2 - | 15:12:20.668 | | | |

| P24 27 Beaufort Racing | | | | |
|-------------------------------|--------------|-----------|------------|--------------|
| STOP | IN TIME | STOP TIME | TOTAL TIME | OUT TIME |
| 1 - | 15:04:39.741 | 2:03.278 | 2:03.278 | 15:06:43.019 |

| P25 53 Team Norfolk | | | | |
|----------------------------|--------------|-----------|------------|--------------|
| STOP | IN TIME | STOP TIME | TOTAL TIME | OUT TIME |
| 1 - | 14:52:08.322 | 1:09.505 | 1:09.505 | 14:53:17.827 |
| 2 - | 14:59:05.056 | 2:35.007 | 3:44.512 | 15:01:40.063 |

Weather / Track : Sunny / Dry

MSVT Trackday Championship
RACE 4 - PIT STOP ANALYSIS

| P26 99 Moores Motors | | | | |
|-----------------------------|--------------|-----------|------------|--------------|
| STOP | IN TIME | STOP TIME | TOTAL TIME | OUT TIME |
| 1 - | 15:08:12.031 | 2:01.466 | 2:01.466 | 15:10:13.497 |

MSVT Trackday Championship

RACE 4 - STATISTICS

Competitors Started 28
Planned Start 2019-09-21 @ 14:35:00.000
Actual Start 2019-09-21 @ 14:43:29.281
Finish Time 2019-09-21 @ 15:29:48.010
Track Length 1.9790mi.
Total Laps 805
Total Distance Covered 1593.1491mi.

Session Fastest Lap History

| NO | CL | NAME | LAP TIME | TIME OF DAY | LAP | VEHICLE |
|-----|----|---|-----------------|--------------|-----|------------------|
| 1 | B | Luke Reade Racing <i>L. READE</i> | 1:23.257 | 14:46:20.260 | 2 | BMW 130i |
| 93 | B | Bigskidz Racing Team <i>K. COOK</i> | 1:23.218 | 14:46:21.713 | 2 | Ford Fiesta |
| 121 | B | R-Tech Welding Racing <i>B. DAVIS</i> | 1:23.060 | 14:46:22.097 | 2 | Clio X98 Gen 4 |
| 45 | B | FTP Motorsport <i>C. PAYNE</i> | 1:22.223 | 14:47:51.609 | 3 | Caterham Super 7 |
| 1 | B | Luke Reade Racing <i>L. READE</i> | 1:22.195 | 14:53:14.537 | 7 | BMW 130i |
| 45 | B | FTP Motorsport <i>C. PAYNE</i> | 1:21.353 | 14:57:29.752 | 10 | Caterham Super 7 |

Session Leader History

| NO | CL | NAME | FROM LAP | LAPS LED | DISTANCE | VEHICLE |
|----|----|---|----------|----------|-------------|------------------|
| 1 | B | Luke Reade Racing <i>L. READE</i> | 1 | 17 | 33.60 miles | BMW 130i |
| 45 | B | FTP Motorsport <i>C. PAYNE</i> | 18 | 3 | 5.93 miles | Caterham Super 7 |
| 1 | B | Luke Reade Racing <i>L. READE</i> | 21 | 12 | 23.74 miles | BMW 130i |

Flag History

| TYPE | TIME OF DAY |
|--------|--------------|
| GREEN | 14:43:29.281 |
| FINISH | 15:29:48.010 |

Flag Statistics

| TYPE | COUNT | TOTAL LAPS | TOTAL TIME |
|------------|-------|------------|------------|
| Green | 1 | 32 | 49:06.467 |
| Red | 0 | 0 | 0.000 |
| Safety Car | 0 | 0 | 0.000 |
| FCY | 0 | 0 | 0.000 |

Weather / Track : Sunny / Dry

These results are provisional until the conclusion of any judicial and technical matters.

Donington Park National
Circuit Length = 1.9790 miles
Start: 14:43 Flag 15:29 End: 15:32

| | |
|-------------------|--------------|
| Clerk Of Course : | Timekeeper : |
|-------------------|--------------|

MSVT Trackday Championship

RACE 4 - STATISTICS

CLASS : B

12 Starters

Fastest Lap History

| NO | NAME | LAP TIME | TIME OF DAY | LAP | VEHICLE |
|-----|---|-----------------|--------------|-----|------------------|
| 1 | Luke Reade Racing <i>L. READE</i> | 1:23.257 | 14:46:20.260 | 2 | BMW 130i |
| 93 | Bigskidz Racing Team <i>K. COOK</i> | 1:23.218 | 14:46:21.713 | 2 | Ford Fiesta |
| 121 | R-Tech Welding Racing <i>B. DAVIS</i> | 1:23.060 | 14:46:22.097 | 2 | Clio X98 Gen 4 |
| 45 | FTP Motorsport <i>C. PAYNE</i> | 1:22.223 | 14:47:51.609 | 3 | Caterham Super 7 |
| 1 | Luke Reade Racing <i>L. READE</i> | 1:22.195 | 14:53:14.537 | 7 | BMW 130i |
| 45 | FTP Motorsport <i>C. PAYNE</i> | 1:21.353 | 14:57:29.752 | 10 | Caterham Super 7 |

Leader History

| NO | NAME | FROM LAP | LAPS LED | DISTANCE | VEHICLE |
|----|---|----------|----------|-------------|------------------|
| 1 | Luke Reade Racing <i>L. READE</i> | 1 | 17 | 33.60 miles | BMW 130i |
| 45 | FTP Motorsport <i>C. PAYNE</i> | 18 | 3 | 5.93 miles | Caterham Super 7 |
| 1 | Luke Reade Racing <i>L. READE</i> | 21 | 12 | 23.74 miles | BMW 130i |

Weather / Track : Sunny / Dry

These results are provisional until the conclusion of any judicial and technical matters.

Donington Park National
Circuit Length = 1.9790 miles
Start: 14:43 Flag 15:29 End: 15:32

| | | |
|-------------------|--|--------------|
| Clerk Of Course : | | Timekeeper : |
|-------------------|--|--------------|

MSVT Trackday Championship

RACE 4 - STATISTICS

CLASS : C

8 Starters

Fastest Lap History

| NO | NAME | LAP TIME | TIME OF DAY | LAP | VEHICLE |
|-----|---|----------|--------------|-----|--------------|
| 60 | Team Bacon Butty Racing <i>A. BALL</i> | 1:24.120 | 14:46:24.148 | 2 | Porsche 968 |
| 116 | G&M Motorsport <i>S. GAY</i> | 1:23.856 | 14:46:25.195 | 2 | Honda Civic |
| 60 | Team Bacon Butty Racing <i>A. BALL</i> | 1:23.655 | 14:47:47.804 | 3 | Porsche 968 |
| 116 | G&M Motorsport <i>S. GAY</i> | 1:23.487 | 14:47:48.683 | 3 | Honda Civic |
| 144 | Foz Motorsport <i>P. BENNETT</i> | 1:23.243 | 14:47:49.624 | 3 | Renault Clio |
| 144 | Foz Motorsport <i>P. BENNETT</i> | 1:23.143 | 14:53:26.921 | 7 | Renault Clio |
| 60 | Team Bacon Butty Racing <i>A. BALL</i> | 1:23.094 | 14:56:11.203 | 9 | Porsche 968 |
| 60 | Team Bacon Butty Racing <i>A. BALL</i> | 1:23.074 | 15:00:21.443 | 12 | Porsche 968 |

Leader History

| NO | NAME | FROM LAP | LAPS LED | DISTANCE | VEHICLE |
|-----|---|----------|----------|-------------|-------------|
| 60 | Team Bacon Butty Racing <i>A. BALL</i> | 1 | 19 | 37.56 miles | Porsche 968 |
| 116 | G&M Motorsport <i>S. GAY</i> | 20 | 13 | 25.72 miles | Honda Civic |

Weather / Track : Sunny / Dry

These results are provisional until the conclusion of any judicial and technical matters.

Donington Park National
Circuit Length = 1.9790 miles
Start: 14:43 Flag 15:29 End: 15:32

| | | |
|-------------------|--|--------------|
| Clerk Of Course : | | Timekeeper : |
|-------------------|--|--------------|

MSVT Trackday Championship

RACE 4 - STATISTICS

CLASS : D

6 Starters

Fastest Lap History

| NO | NAME | LAP TIME | TIME OF DAY | LAP | VEHICLE |
|----|--|-----------------|--------------|-----|---------------------|
| 26 | Ronan Quinn Racing <i>R. QUINN</i> | 1:27.432 | 14:46:35.371 | 2 | Ford Fiesta |
| 26 | Ronan Quinn Racing <i>R. QUINN</i> | 1:27.194 | 14:49:30.821 | 4 | Ford Fiesta |
| 75 | Old Boy Racing <i>M. DEVINE</i> | 1:27.181 | 14:49:32.330 | 4 | Ford Fiesta Zetec S |
| 26 | Ronan Quinn Racing <i>R. QUINN</i> | 1:26.518 | 14:50:57.338 | 5 | Ford Fiesta |
| 26 | Ronan Quinn Racing <i>R. QUINN</i> | 1:26.319 | 14:53:50.464 | 7 | Ford Fiesta |
| 26 | Ronan Quinn Racing <i>R. QUINN</i> | 1:26.289 | 15:19:07.801 | 23 | Ford Fiesta |
| 26 | Ronan Quinn Racing <i>R. QUINN</i> | 1:26.273 | 15:24:53.837 | 27 | Ford Fiesta |

Leader History

| NO | NAME | FROM LAP | LAPS LED | DISTANCE | VEHICLE |
|-----|---|----------|----------|-------------|-------------|
| 25 | Greenstar Racing - Supatune <i>R. BURNHAM</i> | 1 | 1 | 1.94 miles | Ford Fieta |
| 26 | Ronan Quinn Racing <i>R. QUINN</i> | 2 | 15 | 29.68 miles | Ford Fiesta |
| 193 | 93R Motorsport <i>J. YOUHILL</i> | 17 | 1 | 1.97 miles | Ford Fiesta |
| 26 | Ronan Quinn Racing <i>R. QUINN</i> | 18 | 14 | 27.70 miles | Ford Fiesta |

Weather / Track : Sunny / Dry

These results are provisional until the conclusion of any judicial and technical matters.

Donington Park National
Circuit Length = 1.9790 miles
Start: 14:43 Flag 15:29 End: 15:32

| | | |
|-------------------|--|--------------|
| Clerk Of Course : | | Timekeeper : |
|-------------------|--|--------------|

MSVT Trackday Championship

RACE 4 - STATISTICS

CLASS : G

2 Starters

Fastest Lap History

| NO | NAME | LAP TIME | TIME OF DAY | LAP | VEHICLE |
|-----|--------------------------------------|-----------------|--------------|-----|-----------|
| 134 | DR Racing <i>D. ROGERS</i> | 1:23.615 | 14:46:25.585 | 2 | Mazda MX5 |
| 134 | DR Racing <i>D. ROGERS</i> | 1:23.437 | 14:47:49.023 | 3 | Mazda MX5 |
| 134 | DR Racing <i>D. ROGERS</i> | 1:23.070 | 14:53:24.496 | 7 | Mazda MX5 |
| 134 | DR Racing <i>D. ROGERS</i> | 1:22.913 | 15:05:11.188 | 14 | Mazda MX5 |
| 134 | DR Racing <i>D. ROGERS</i> | 1:22.809 | 15:06:33.996 | 15 | Mazda MX5 |

Leader History

| NO | NAME | FROM LAP | LAPS LED | DISTANCE | VEHICLE |
|-----|--|----------|----------|-------------|-------------|
| 134 | DR Racing <i>D. ROGERS</i> | 1 | 12 | 23.71 miles | Mazda MX5 |
| 99 | Moores Motors <i>P. BURN</i> | 13 | 2 | 3.95 miles | Ford Fiesta |
| 134 | DR Racing <i>D. ROGERS</i> | 15 | 18 | 35.62 miles | Mazda MX5 |

Weather / Track : Sunny / Dry

These results are provisional until the conclusion of any judicial and technical matters.

Donington Park National
Circuit Length = 1.9790 miles
Start: 14:43 Flag 15:29 End: 15:32

| | | |
|-------------------|--|--------------|
| Clerk Of Course : | | Timekeeper : |
|-------------------|--|--------------|